

KWC DVS

Professional

INFORM

WATER MANAGEMENT SYSTEMS





Water Management Systems

Contents

KWC DVS INTRODUCTION	6-7
NEWCASTLE JOINERY LIMITED	8-9
WATER MANAGEMENT SYSTEMS	10-11
INFORM	12-13
WELCOME TO INFORM	14-15
BIOMASTER	16-17
PROJECT REFERENCES	18-21
INFORM MONITOR	22-33
INFORM OUTLET	34-45
INFORM CONTROL	46-51
INFORM CUSTODIAL	52-61
INFORM PRODUCT COMPARISON	62-63
WASHROOM CONTROL SYSTEMS	64-65
URINAL FLUSHING	66-67

KWC DVS

Over 235 years of washroom expertise and knowledge

Specialising in water saving technology for commercial washrooms, KWC DVS Ltd. has been producing leading automatic washroom technology for 40 years. KWC DVS is a market leader in the field of water-saving products along with automatic washroom products for specialist applications, including healthcare, mental healthcare, custodial and the public sector.

Alongside our extensive product portfolio, an expert team of engineers are on hand to support installations, whilst our technical sales teams give tailored project support and specification advice.

KWC DVS is proud to be part of a global group that manufactures products that have been used in commercial environments for many years.

The KWC brand brings together a collection of international expertise, which forms KWC Group. We unite our global washroom divisions under the KWC brand.

Together, we have been developing and improving our products and expertise for decades, in some cases more than a century. This is what makes us trusted suppliers for major projects worldwide.



KWC DVS Northern Office, Chesterfield, UK



KWC DVS Southern Office, Paignton, UK





Newcastle Joinery Limited

A new chapter for NJL joining KWC DVS

In December 2024, KWC DVS acquired Newcastle Joinery Limited (NJL), a trusted leader in custodial furniture, shower pods, and video conferencing booths. This acquisition strengthens our dedication to delivering high-quality solutions for challenging environments, including custodial, healthcare, and mental health facilities. We now offer a uniquely enhanced product portfolio by combining NJL's expertise in durable custodial furniture with KWC DVS's innovative washroom systems. Together, we are committed to addressing the complex demands of high-security environments with robust, functional, and reliable solutions.



From safer cell furniture to in-cell shower pods and video conferencing booths, our high-security solutions have never been more comprehensive. Paired with our advanced ligature-resistant sanitaryware, we provide a robust and secure environment designed to meet the highest standards of safety and durability.

Water management systems

In semi-public and public buildings—including hospitals, care and residential homes, educational institutions, transport hubs, workplaces, and leisure facilities—ensuring safe water is a critical priority.

Traditionally, manually monitoring water temperature has been the primary strategy for mitigating risks within a building’s water system, helping to prevent the growth of harmful bacteria such as Legionella. However, as buildings and their water systems become more complex, more advanced solutions are now available to enhance safety, efficiency, and compliance.

These advancements not only improve safety but also enhance efficiency by reducing manual checks and maintenance costs.

Traditional in-person monitoring methods require staff to conduct routine temperature checks and manually flush systems, which can be time-consuming and prone to human error. In contrast, automated water management systems ensure compliance with regulations, provide real-time alerts, and allow for proactive maintenance, preventing costly remedial actions.

By adopting modern, wireless water control solutions, public buildings can ensure a consistent supply of safe water while improving operational efficiency. These systems offer a future-proof approach to water safety, delivering peace of mind and regulatory compliance with minimal manual intervention.



Switching to a digital or wireless water management system brings several advantages:

- Improved Compliance**
Automated monitoring ensures safe water management, reducing the risk of contamination
- Enhanced Hygiene & Safety**
Smart flushing and temperature control help prevent bacteria growth
- Increased Efficiency**
Wireless controls reduce maintenance time and costs
- Water & Cost Savings**
Optimised usage and leak detection help lower costs and prevent water waste.

Public buildings, including hospitals, schools, and custodial environments, benefit greatly from modern water management.

By adopting intelligent solutions, facilities can ensure safer water, comply with regulations, and achieve long-term sustainability. Upgrade to INFORM today - because safe, efficient water control is no longer a luxury, but a necessity.

INFORM

Not just another water monitoring system

Streamline Water Management with INFORM: Remote Control & Data-Driven Insights empowers facilities to take complete control of their water systems via remote wireless control, real-time data and monitoring, detailed reporting and analysis, unparalleled compatibility, trusted expertise and more.



Remote Wireless Control:

Manage taps, showers, and solenoid valves remotely from a user-friendly online platform, improving efficiency and reducing reliance on manual checks.

Real-Time Data & Monitoring:

Gain continuous insights into water usage and temperature, enabling proactive maintenance and ensuring compliance with regulations.

Detailed Reporting & Analysis:

Generate comprehensive reports to identify trends and potential issues before they escalate, maximising water safety and hygiene.

Unparalleled Compatibility:

INFORM seamlessly integrates with a wide range of taps, spouts, showers, and clinical basins offering a flexible solution.

Trusted Expertise Meets Innovation:

INFORM is a water management solution designed and manufactured by KWC DVS. We have over 40 years of expertise in managing water systems in some of the most demanding and challenging locations. This rich heritage fosters a culture of continuous innovation, ensuring INFORM delivers a reliable and cutting-edge solution.

Take Control, Experience the Difference

Take control of your water system and prioritise water safety and compliance.

See the difference for yourself with a Free Trial.

Contact us today to explore how INFORM can benefit your facility.

Welcome to the world of INFORM

Leading the way in infection prevention

INFORM Control

INFORM Control allows you to understand the behaviour of your water system, remotely implement changes and see the impact in real-time, from anywhere in the world.

A range of products that provide unrivalled wireless, remote control. INFORM Control can remotely monitor, disinfect and verify multiple events including remote wireless control of valves, remote or on-site programming, quantifying valve operations, timed & dynamic hygiene purges, identification of infrequently used outlets, monitor temperatures, thermal disinfections & cold-water isolation checks on TMVs.

With a selection of user-friendly, configurable alarms which can be set to alert when required temperature or usage profiles are not met, thus aiding compliance. All in one user-friendly online platform.



INFORM Monitor

Monitor water temperatures to ensure a greater understanding of your water systems behaviour and be alerted when operating outside the required parameters. This smart digital solution provides detailed, exportable data for current and historical periods. Discover trends and the impact of operational changes or remedial works. Identification of high-performing areas can allow replication and improvement across your water system.

INFORM Monitor's data empowers confident decisions with clear evidence, replacing guesswork and assumptions. With a selection of user-friendly, configurable alarms which can be set to alert when required temperature profiles are not met, thereby aiding compliance. Prioritise areas of greatest need and maximise efficiency. Easy to use online platform packed with features.

INFORM Outlet

INFORM Outlet has been developed to accurately measure the water temperature as close as possible to the point of discharge. INFORM Outlet taps & spouts feature an in-built anti-microbial outlet and intelligent thermistors which connect directly to the INFORM platform. The range includes taps, spouts, shower towers, vanity units & ligature resistant basins. When combined with the INFORM Monitor device, INFORM Outlet provides the most accurate, remote monitoring solution.



INFORM Custodial

Designed to overcome the specific control challenges of high security facilities, providing a safer environment for prisoners, patients and staff alike.

INFORM Custodial is a networked system that gives the option to control water or when required power, light and water in individual or multiple rooms. Options include the ability to effortlessly oversee individual rooms or exercise centralised control over an entire section, all with just a few clicks.

When used in combination with our industry leading ligature resistant sanitaryware, we can offer a complete, intelligent solution for the most demanding of environments.

Antimicrobial properties for ultimate hygiene

BioMaster pioneered the use of anti-microbial additives and remains the recognised leader and most trusted supplier of anti-microbial technology for polymers, textiles, paints and coatings.

We have a range of products manufactured using BioMaster such as Multi-Spouts, anti-microbial valves, station kits and more, providing ultimate hygiene in public or semi-public environments. Our NEW INFORM Outlet water temperature monitoring tap features an anti-microbial outlet made with BioMaster and can be operated using our BioMaster anti-microbial valves.




BioMaster binds to the cell wall disrupting growth.

The silver ions stop the cell from producing energy

...and interrupt the cells DNA, preventing replication

Biomaster PROTECTED

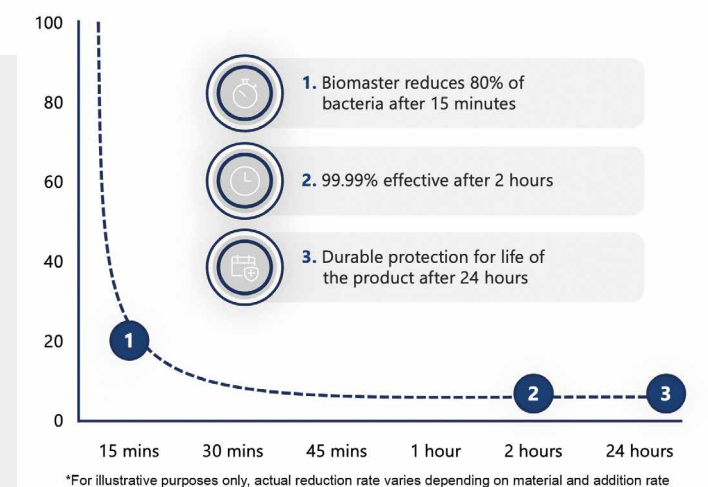


WITH BIOMASTER™
Silver ions actively inhibit all microbes and protect the surface.

WITHOUT BIOMASTER™

Microbes settle and multiply on surfaces, causing degradation.

BIOMASTER REDUCTION TIMES*



How effective is BioMaster?

Very. Polygiene BioMaster™ is proven to inhibit the growth of microbes by up to 99.99%.

Is BioMaster safe?

Yes. It is based on silver ion technology, recognised for centuries with no harmful effects. Polygiene is used in medical, food and water applications.

What's the difference between antimicrobial and antibacterial?

An antimicrobial inhibits the growth of, or destroys harmful microorganisms such as bacteria, fungi and moulds. An antibacterial specifically prevents the growth of bacteria.

Has BioMaster been tested?

Yes, repeatedly. BioMaster is tested to ISO standards. We also undertake on-going quality control tests and environmental trials.

How long is BioMaster effective for?

BioMaster is effective for the intended lifetime of the product it's added to. It is built-in and doesn't wear off or leach out.

Does BioMaster affect a product in any way?

No. You can't see, smell or even taste BioMaster.

Can a BioMaster-treated polymer be recycled?

Yes. It can be recycled effectively without any complications

INFORM

Project references

Avon & Wiltshire Mental Health Partnership Trust (AWP)

AWP provides healthcare for people with serious mental illness, learning disabilities and autism in inpatient and community based settings. Servicing a population of around 1.8 million across Bath and North East Somerset (BaNES), Swindon and Wiltshire, and Bristol, North Somerset, and South Gloucestershire.

AWP specify INFORM Control to allow them to control, monitor, disinfect and verify multiple events including remote wireless control of valves, remote or on-site programming, quantifying valve operations, timed & dynamic hygiene purges, identification of infrequently used outlets, monitoring temperatures, thermal disinfections & cold-water isolation checks on TMVs. With an easy to use online platform with configurable alarms highlighting when temperature or usage profiles are not met, thereby aiding compliance.

AWP's successful implementation of INFORM Control demonstrates the power of advanced water management solutions. By prioritising efficiency, safety, and compliance, INFORM Control empowers AWP to deliver exceptional service to their clients and ensure the well-being of building occupants.



INFORM 6 Channel Control Box



Heathrow Airport

The trusted partner for Europe's busiest, and Britains largest airport. KWC DVS takes centre stage as the preferred choice for washrooms throughout the iconic Queen's Terminal. This prestigious partnership showcases the innovation and reliability engineered into every KWC DVS product.

Our advanced water management systems go beyond traditional solutions. We offer remote, wireless control of solenoid valves for maximised efficiency, along with real-time monitoring of water usage and temperature. This ensures optimal performance and prioritises water safety. Furthermore, our systems provide complete data verification, improving compliance in even the most demanding environments with high footfall.

KWC DVS - Proven to perform under pressure, empowering you to manage water systems efficiently and safeguard the well-being of millions of users.


Belfast City Hospital

The Belfast City Hospital located in Northern Ireland, is a 900-bed modern University Teaching Hospital providing local acute services and key regional specialities. Designed to the highest building and infection control standards.

Medi-10 autoclavable spouts have been installed to provide the ability to carry out and monitor hygiene purges in conjunction with our intelligent water management system.

The autoclavable design of the Medi-10 spout provides the on-site team with the ability to easily disinfect the outlets away from the ward, whilst minimising downtime.

The Medi-10 range also includes the functionality to attach point of use filters as required. Coupled with our intelligent water management system, the Trust can control valves, monitor temperatures, see valve counts, set timed hygiene purges and identify infrequently used outlets etc. All events are monitored, and verified and form part of the extensive range of management information available.



University of St.Andrews

The University of St Andrews, ranked the top university in the UK* for the second consecutive year, has recognised the significant benefits of INFORM. INFORM's real-time data and automated safeguards empower the university to create a safer and more secure environment for staff and students, ultimately fostering well-being. Understanding the limitations of guesswork, INFORM provides clear evidence for confident decision-making, replacing assumptions with data-driven insights.

*The University of St Andrews is the top university in the UK for the second year, according to The Guardian University Guide 2024. And the number one university in the UK, according to The Times and Sunday Times Good University Guide 2024.

Project references

Revolutionising Water Management at Great Ormond Street Hospital

The world's leading children's hospital, Great Ormond Street, has undertaken a monumental transformation, and at the heart of this redevelopment stood the need for an advanced water management solution. KWC DVS were on hand to provide support for this flagship project. Our intelligent water management system is helping significantly improve both hygiene and water efficiency through convenient central monitoring and control.




HMP Durham, washrooms solutions for the most demanding environments

HM Prison Durham, a Category B men's prison built in 1819, embarked on a house block renovation project. A key aspect was ensuring the new washrooms were not only secure and resistant to impact, ligature, and vandalism but also provided a safe and hygienic environment for both inmates and staff. KWC DVS was selected as the preferred supplier and provided a comprehensive washroom solution, including MOJ-Approved Combination Units and Washroom Controls. The results of this partnership were enhanced water safety, reduced vandalism, and improved efficiency.



Premier water controls for Premier League football - The Tottenham Hotspur stadium

KWC DVS was selected to provide upgraded washroom systems for the prestigious Tottenham Hotspur Stadium in North London. This internationally renowned, multi-purpose arena with a capacity of 62,850 hosts various events, from football matches to concerts, NFL games and Rugby Union tournaments. Our collaboration with this iconic venue exemplifies our commitment to elevating washroom experiences while championing water conservation. The project's primary goal was to create hygienic and inviting washrooms whilst ensuring responsible water usage. Given the substantial foot traffic expected in a stadium of this magnitude, our tailored solution seamlessly integrated both objectives. DVS put forward customised programmable sensors for WCs, urinals and showers alongside WC flush valves. These products can be fully optimised and programmed on-site using the handheld programmer, allowing different settings to be applied to products to suit the stadium's needs best. For example, all urinals now have the shortest possible walkaway time, providing a full flush as often as possible to keep the bowls clean whilst saving water. Our contribution to the Tottenham Hotspur Stadium project showcases KWC DVS's dedication to technical excellence, innovation, and sustainability. As we progress, we continue to be the preferred partner for those seeking first-class solutions that seamlessly blend quality, cutting-edge technology, and environmental responsibility.



Building > Floor 1 > Southern Office > Colin's Room > Clinical Handwash Basin

Step size
Month

Overview
Thermal Purges 0
Fixed Time Purges 1
Vandal Lockout 0
Temperature Checks 0
Dynamic Purges 0
Sensor Lockout 0
Key Lockout 0
Fail-safe Events 0

Type	Event Start	Event End	Result	Message
Fixed Time Purge	2024-05-20 23:59:00	2024-05-21 00:01:58	Pass	Fixed Time Purge of 2m30s

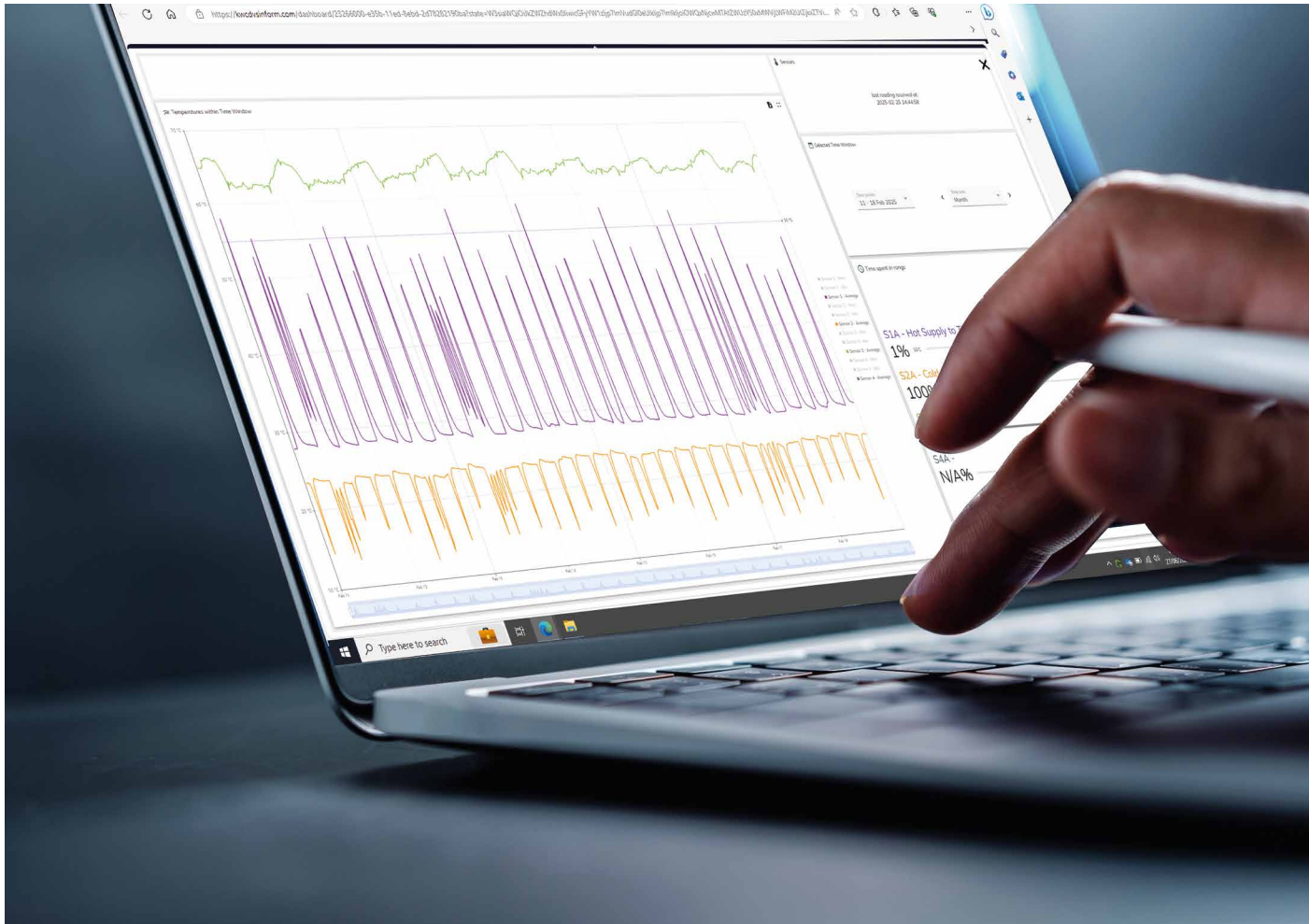


INFORM
MONITOR

Real-time water temperature monitoring

Safeguard your water system with INFORM Monitor: Real-time monitoring for complete control. Maintaining a safe water supply in complex building systems can be challenging. Traditional methods often rely on manual temperature checks, which can be time-consuming, cause disruption, be prone to human error and lack real-time data. This can lead to delays in identifying problems, increasing the risk of bacterial outbreaks, scalding and even frozen pipes.

KWC DVS Inform presents a smarter solution. This innovative system utilises 24/7 real-time temperature monitoring to deliver continuous oversight of your water system assets.



Accurate & Reliable Data:

INFORM sensors constantly monitor water temperatures, feeding precise data to a secure cloud-based platform accessible on any device (PC, mobile, tablet).

Sustainability:

INFORM's commitment to sustainability is evident in its ability to monitor water usage, reduce unnecessary purges, and minimise both water waste and energy consumption for heating—all while providing superior pathogen control.

Proactive Alerts & Detailed Reports:

The intuitive dashboard provides instant alerts for potential risks and generates comprehensive reports for effective water management and compliance assurance.

Minimise Risks of Waterborne Threats:

INFORM aids the prevention of dangerous pathogens like Legionella and Pseudomonas, which can cause severe infections. This proactive approach safeguards public health and minimises the risk of outbreaks.

Reduced Maintenance & Costs:

Beyond pathogen control, INFORM optimises energy usage by identifying areas for improvement. INFORM data identifies possible issues, enabling remedial works to be completed efficiently and accurately.

Effortless Installation:

INFORM sensors are easy to install on existing pipework.

Superior Connectivity:

The system utilises the latest technology for excellent communication in any environment, urban or rural.

User-Friendly Interface:

The intuitive software is designed for ease of use, maximising efficiency.

Ideal Applications:

INFORM is the perfect solution for semi-public and public buildings such as hospitals, care homes, schools, transportation hubs, workplaces, and leisure facilities, where maintaining a safe water supply is paramount.

Benefits at a glance:

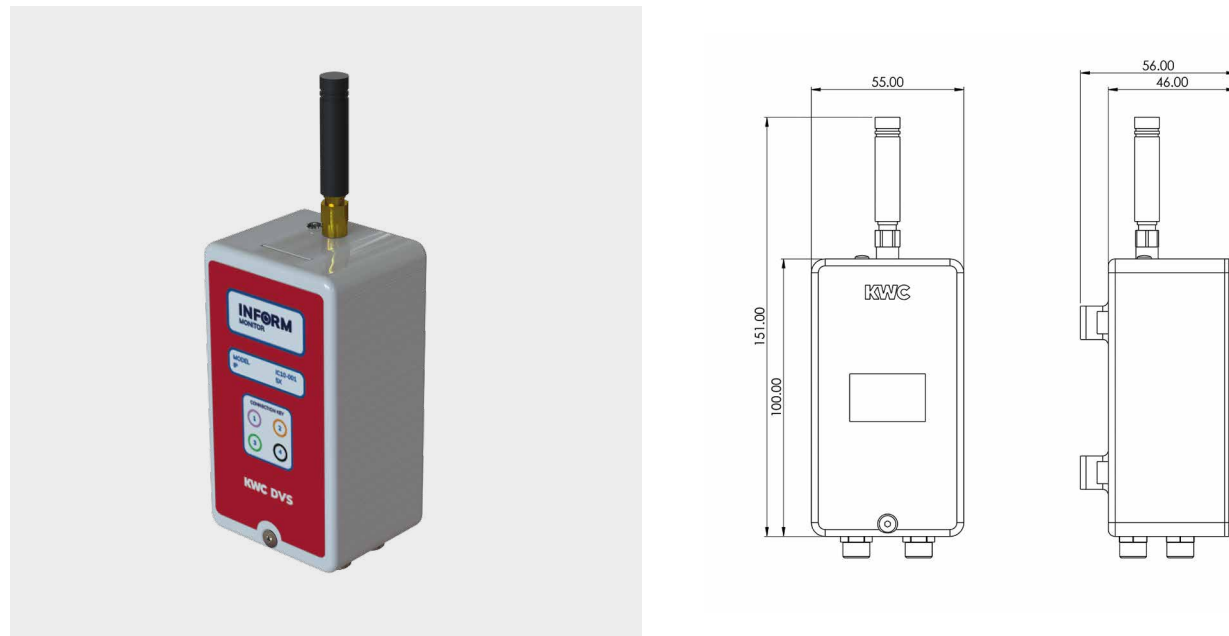
- Enhanced Legionella control and infection prevention.
- Reduced site visits through remote monitoring.
- Improved efficiency and accuracy with intelligent data management.
- State-of-the-art reporting for exportable data and compliance verification.
- Peace of mind knowing you operate at the highest safety levels.
- Shift to digital operations and management with INFORM.
- Easy-to-use system empowers you to prioritise water safety, ensure compliance, and optimise your building's water system.

INFORM Monitor

Any outlet, anywhere

The INFORM Universal Monitor Kit provides intelligent, remote temperature monitoring in one simple package. INFORM Monitor tracks water system temperatures, from anywhere in the world. Analysing trends and pinpointing areas for improvement. Make data-driven decisions to optimise efficiency and prioritise upgrades.

The INFORM Universal kit is suitable for any part of your water system and can be used almost anywhere e.g. taps, spouts, showers, sinks, basins, calorifiers, pipes in ducts & voids, plant rooms, on risers and much more.



The INFORM Device has a long-lasting battery and does not require invasive plumbing work to install due to the nature of the clip-on temperature thermistors. INFORM Monitor is retrofittable and incredibly easy to install and set up.



The INFORM Universal Kit includes all the necessary parts required, as shown below, to monitor up to four different temperatures. Each IC10-066 universal kit includes:

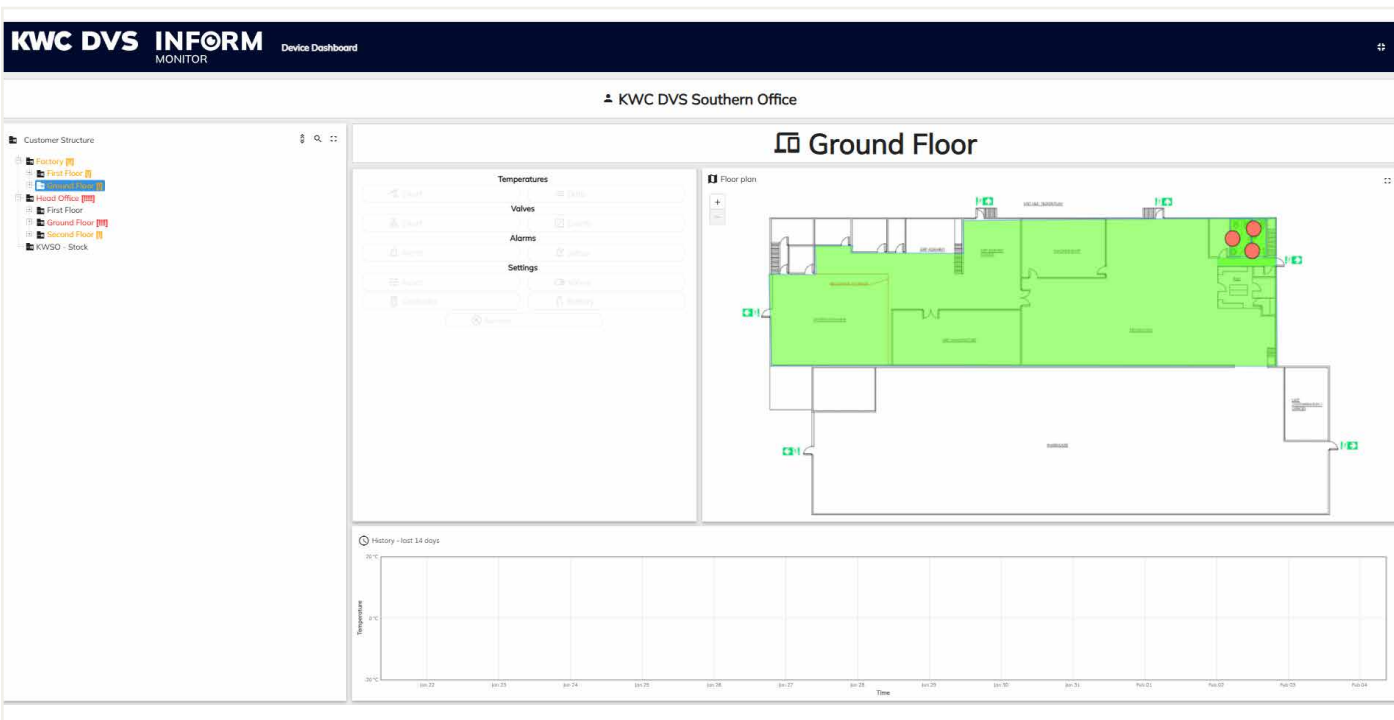
- 1 x INFORM Monitor device
- 4 x Intelligent thermistors for 15mm pipework
- 4 x Intelligent thermistors for 22mm pipework
- 4 x Thermistor cables
- 1 x Universal flexi-hose thermistor adapter
- 1 x 1st year subscription

Effortless Onboarding:

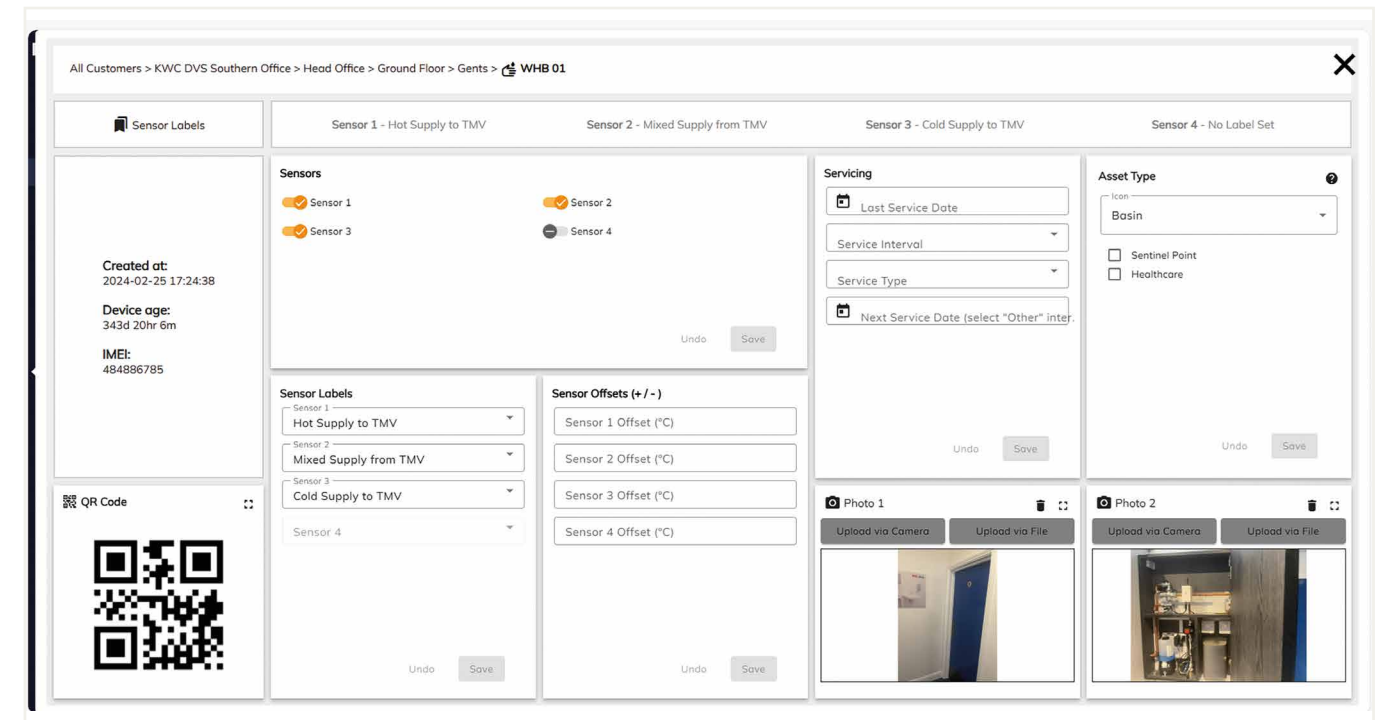
Get up and running quickly with this comprehensive kit. Our technical team will assist with the initial platform population, and a personalised one-on-one tutorial will guide you on your path to a healthy water system.

Easy management with a user-friendly dashboard

Optimise building operations with INFORM's intelligent digital dashboard. This user-friendly interface provides a clear overview of all assets, allowing for customisation of settings, alarms, data displays, charts, and battery life monitoring. Remote configuration of operational settings, including runtimes, lockouts, and dynamic purges, further enhances efficiency and simplifies management.

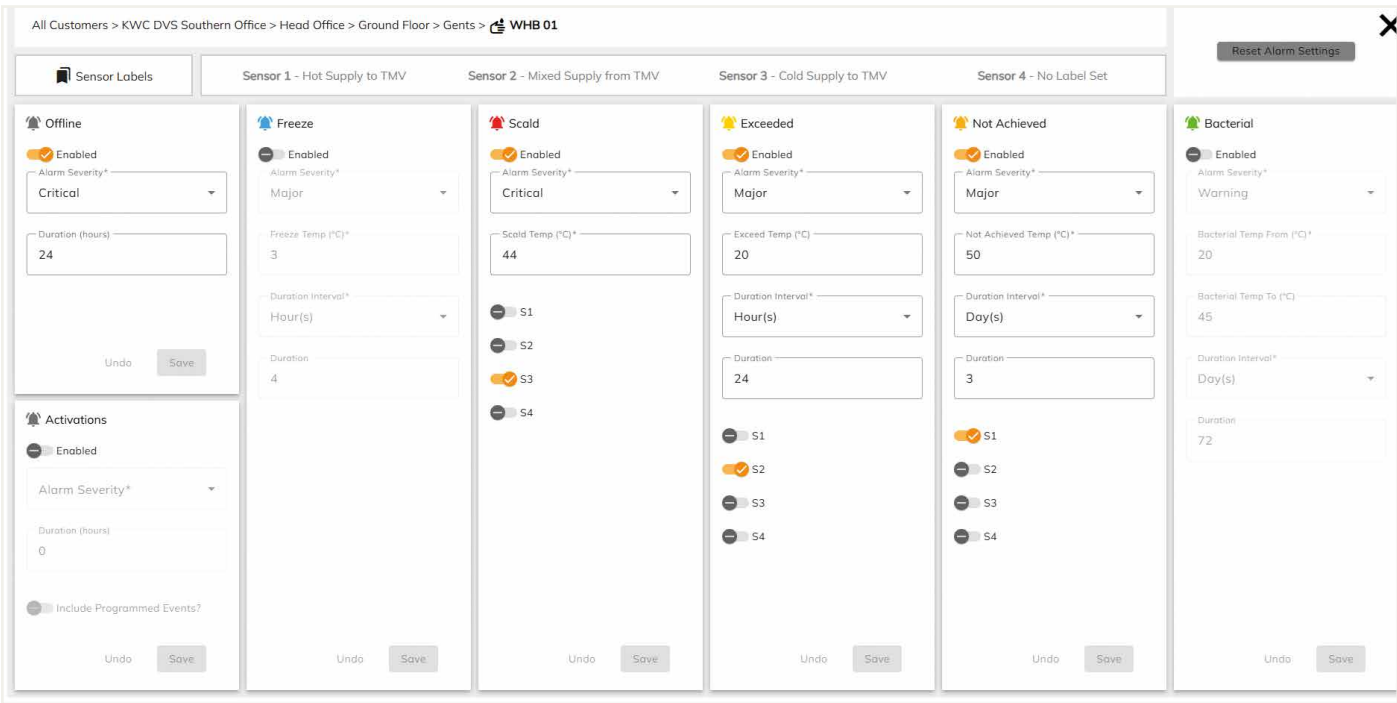


Settings include the enabling of specific sensors, the creation date of each asset and an IMEI number for traceability. Sentinel points and asset types such as washbasins, can also be customised. Keeping track of maintenance needs is easily managed by adding alerts for servicing dates and intervals. Notifications allow you to keep track of when servicing is due or has been completed.

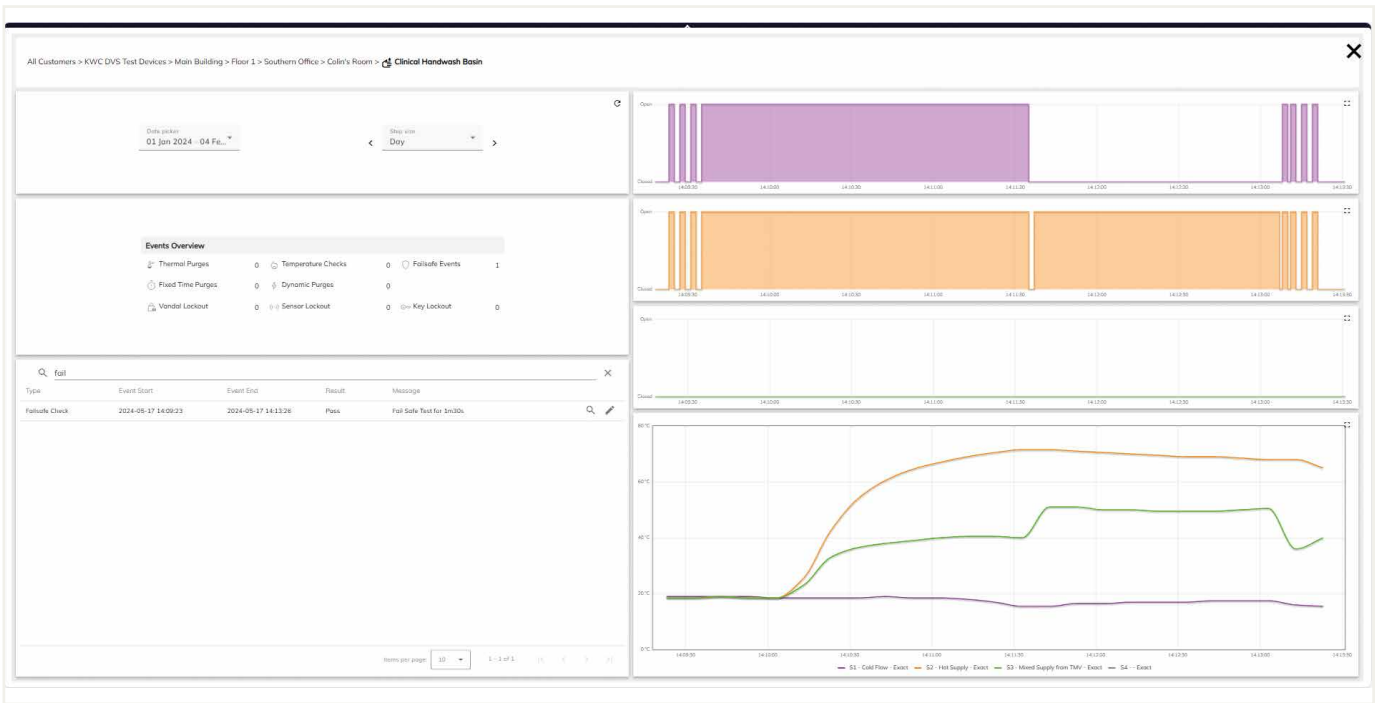


Configurable alarms and extensive data at your fingertips

The dashboard has seven different types of alarms that can be customised depending on the alerts required. Alarms include an offline alert, activations, freeze, scald, the temperature exceeded, the temperature achieved and bacterial. Alarms can be enabled and disabled and set for each sensor accordingly.

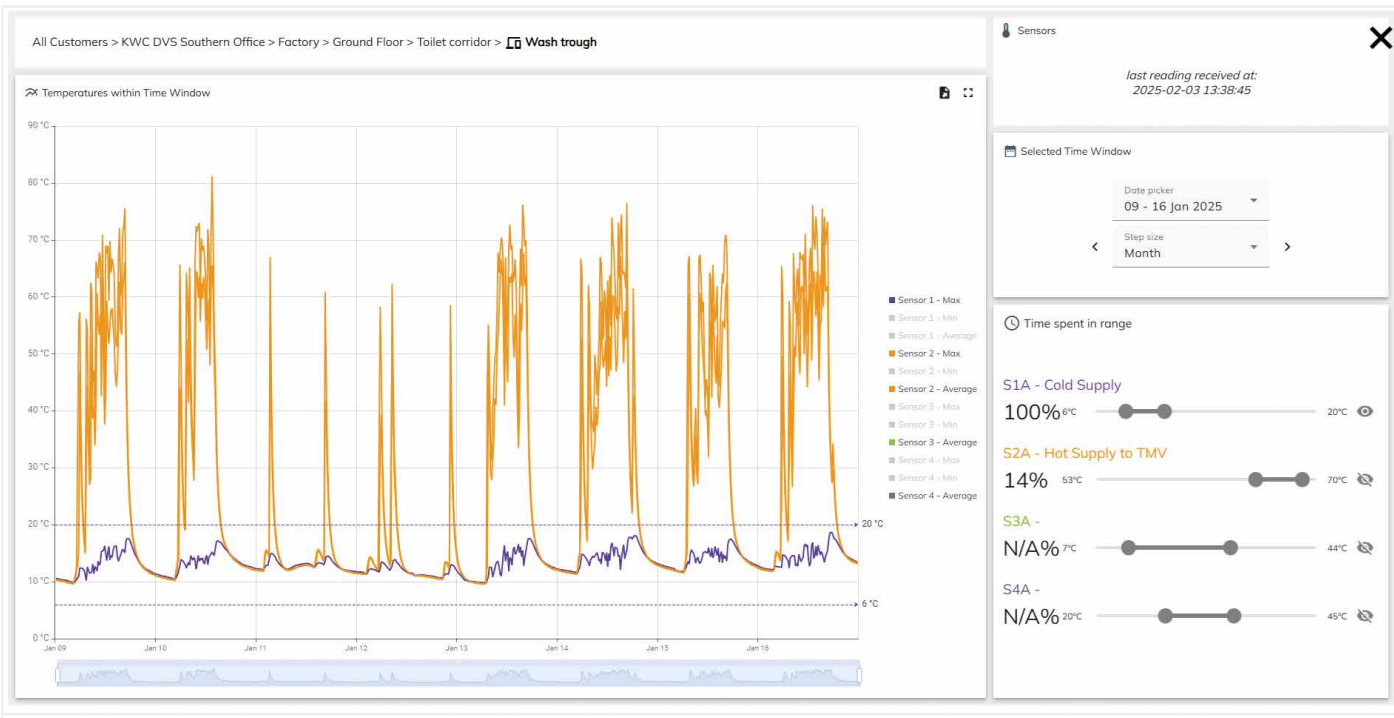


The data will display the maximum, average and minimum temperatures for all enabled sensors within each asset. The data displays the date and time of each recording and can be exported as CSV or Excel files to allow for more detailed analysis or record keeping.

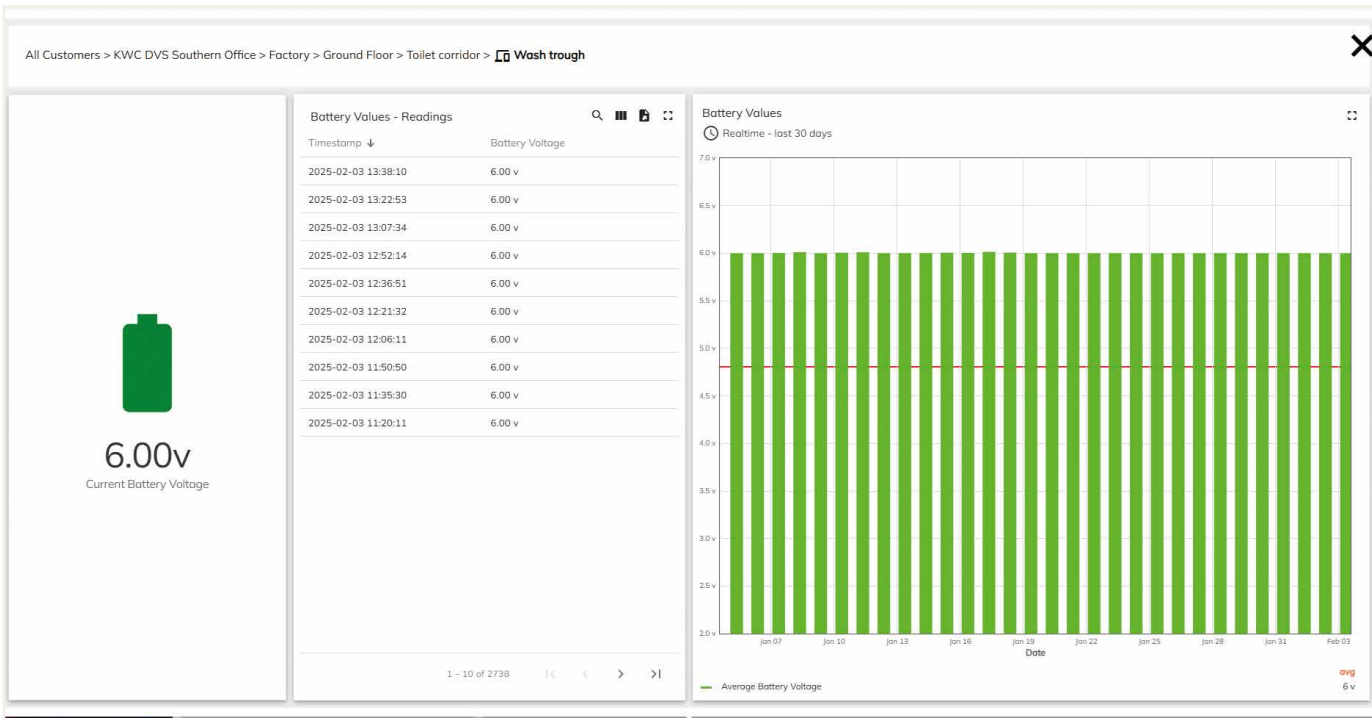


Graphical presentation for straightforward analysis

The chart displays the temperatures within the selected time periods and shows the percentage of time spent in the chosen temperature bandwidth. The temperature charts can be adjusted accordingly on the right-hand side of the display, by simply turning the sensors on or off. As default, the temperatures will display for the last seven days.



Battery life on devices linked to each asset is recorded daily at set time intervals. The readings are shown in a chart and can be downloaded as CSV and Excel files. A default battery alarm allows time for replacement batteries to be fitted.





INFORM
OUTLET

INFORM outlet

INFORM Outlet

Enjoy peace of mind with INFORM Outlet, a comprehensive water management solution designed to prioritise water safety. This data seamlessly connects to the user-friendly INFORM platform, offering a complete picture of your water system, and empowering informed decision-making.

INFORM Outlet has been developed to accurately measure the water temperature as close as possible to the point of discharge. INFORM Outlet taps & spouts feature an in-built, anti-microbial outlet and intelligent thermistors which connect directly to the INFORM platform. A comprehensive product range which includes taps, spouts, shower towers, vanity units and ligature resistant basins that aid compliance and enhance water safety.



CMVL8 - Control, Monitor & Validate

Wirelessly initiate and monitor thermal purges and TMV cold water isolation tests, verifying water temperatures are attained within the required timeframe.

Verify all relevant data with granular reports.

Control, Monitor & Verify your water system is safe and compliant.

INFORM Outlet

Configure your ultimate clinical wash station with INFORM



INFORM Outlet & basin RHT
IC03-052 A45
SW00-045 Basin RHT
SW00-044 Bottle trap
SW00-043 Hangers

+



INFORM Control
IC07-008 CMVL8
IC07-006 6CH Controller
AC01-001 Programmer

+



Antibacterial IPS Panel
MEDI-10 IPS panel



INFORM Outlet & basin
IC02-048 190mm
SW00-042 Basin
SW00-044 Bottle trap
SW00-043 Hangers

+



INFORM Control
IC07-008 CMVL8
IC07-006 6CH Controller
AC01-001 Programmer

+




Antibacterial IPS Panel
MEDI-10 IPS panel



MEDI-10 Outlet & basin
AT07-101 MEDI-10 Outlet
SW00-042 Basin
SW00-044 Bottle trap
SW00-043 Hangers

+



INFORM Control
IC07-008 CMVL8
IC07-006 6CH Controller
AC01-001 Programmer

+



Antibacterial IPS Panel
MEDI-10 IPS panel

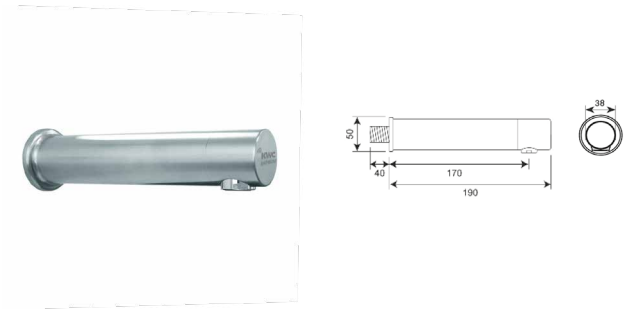


KWC DVS
AFTERSALES AND
WARRANTY PACKAGE*

- Nationwide technical support
- 5 Year on-site warranty upgrade
- Installation & commissioning
- Lifetime warranty upgrade

*UK & Ireland only

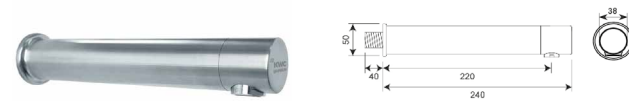
INFORM Outlet Taps



INFORM OUTLET 190MM

INFORM clinical outlet manufactured in 316 stainless steel with a brushed finish. The spout design features an anti-microbial outlet and in-built intelligent thermistor which connects to our INFORM water temperature monitoring device or CMVL8 hygiene flushing unit. Remotely monitor temperatures, control the outlet, thermal purges and fail-safe checks all verified. 5 litres per minute integrated flow control (other flow rates available). Outlet projection: 170mm.

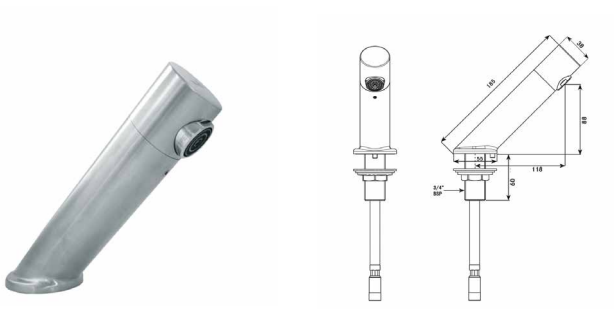
IC02-048	INFORM Outlet 190mm
Mandatory accessories for Monitor only:	
IC07-025	INFORM Programmable Sensor - Red insert (Hot)
IC07-066	INFORM Universal Monitor Kit
Mandatory accessories for Monitor & Control:	
IC07-006	INFORM 6 channel control box
IC07-008	CMVL8 Control, monitor & verify



INFORM OUTLET 240MM

INFORM clinical outlet manufactured in 316 stainless steel with a brushed finish. The spout design features an anti-microbial outlet and in-built intelligent thermistor which connects to our INFORM water temperature monitoring device or CMVL8 hygiene flushing unit. Remotely monitor temperatures, control the outlet, thermal purges and fail-safe checks all verified. 5 litres per minute integrated flow control (other flow rates available). Outlet projection: 220mm.

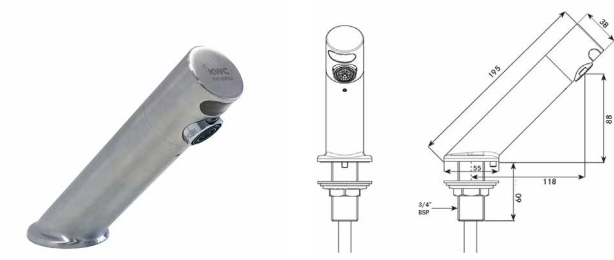
IC02-049	INFORM Outlet 240mm
Mandatory accessories for Monitor only:	
IC07-025	INFORM Programmable Sensor - Red insert (Hot)
IC07-066	INFORM Universal Monitor Kit
Mandatory accessories for Monitor & Control:	
IC07-006	INFORM 6 channel control box
IC07-008	CMVL8 Control, monitor & verify



INFORM OUTLET A45 - WALL MOUNTED SENSOR

INFORM Outlet manufactured in 316 stainless steel with a brushed finish. The spout design features an anti-microbial outlet and in-built intelligent thermistor which connects to our INFORM water temperature monitoring device. Remotely monitor temperatures, control the outlet, thermal purges and fail-safe checks all verified. 5 litres per minute integrated flow control (other flow rates available). Outlet projection: 118mm.

IC03-052	INFORM Outlet A45 - wall mounted sensor
Mandatory accessories for Monitor only:	
IC07-025	INFORM Programmable Sensor - Red insert (Hot)
IC07-066	INFORM Universal Monitor Kit
Mandatory accessories for Monitor & Control:	
IC07-006	INFORM 6 channel control box
IC07-008	CMVL8 Control, monitor & verify



INFORM OUTLET A45 - INTEGRATED SENSOR

INFORM Outlet manufactured in 316 stainless steel with a brushed finish. The spout design features an anti-microbial outlet and in-built intelligent thermistor which connects to our INFORM water temperature monitoring device. Remotely monitor temperatures, control the outlet, thermal purges and fail-safe checks all verified. 5 litres per minute integrated flow control (other flow rates available). Outlet projection: 118mm.

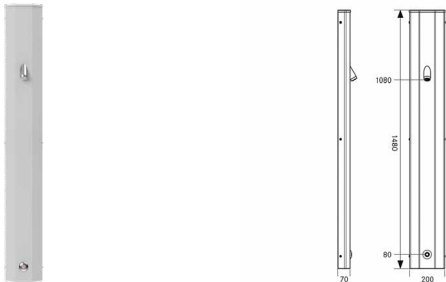
IC03-012	INFORM Outlet - Integrated sensor
Mandatory accessories:	
IC07-066	INFORM Universal Monitor Kit
Complimentary accessories:	
SW00-045	Wall hung clinical basin 500mm RH tap hole
SW00-043	Hangers & waste adaptor
SW00-044	1 1/4" Plastic bottle trap

INFORM Outlet

INFORM Outlet showers with remote monitoring and control

Elevate your showers to the pinnacle of safety and effortless control with our stainless-steel shower towers featuring the INFORM enabled shower head.

This innovative head boasts an advanced antimicrobial design, promoting hygiene and peace of mind. Integrated intelligent thermistors seamlessly connect with INFORM, providing real-time temperature monitoring, usage data, and customisable alarms.



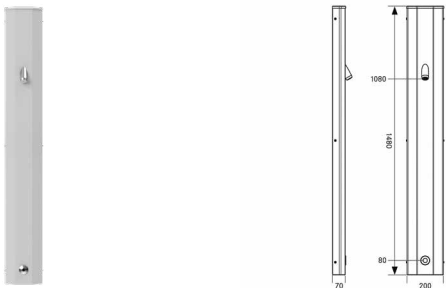
INFORM OUTLET CEILING HEIGHT SHOWER TOWER - TACTILE

INFORM Outlet Ceiling height shower tower, manufactured from 316 stainless steel with a brushed finish. Features an anti-microbial outlet and in-built intelligent thermistors which connect to our INFORM system. Remotely monitor temperatures, control the outlet, and collate usage data. Ligature-resistant design with concealed pipework, and in-built TMV3 for high-security applications. Designed to fit flush against the ceiling. Tactile switch is positioned 1 metre from floor level at standard 2.4metre ceiling height.

Built-in TMV3
Tactile switch operation
Dimensions: 200 x 1080 x 70mm
Available in White

IC04-005	Shower tower
Mandatory accessories:	
IC07-006	INFORM 6 channel control
OR	
IC07-012	INFORM 12 channel control

INFORM enabled; additional parts and subscription required to activate wireless temperature monitoring and using data.



INFORM OUTLET CEILING HEIGHT SHOWER TOWER - SENSOR

INFORM Outlet Ceiling height shower tower, manufactured from 316 stainless steel with a brushed finish. Features an anti-microbial outlet and in-built intelligent thermistors which connect to our INFORM system. Remotely monitor temperatures, control the outlet, and collate usage data. Ligature-resistant design with concealed pipework, and in-built TMV3 for high-security applications. Designed to fit flush against the ceiling. Sensor is positioned 1 metre from floor level at standard 2.4metre ceiling height.

Built-in TMV3
Sensor operation
Control box required
Dimensions: 200 x 1080 x 70
Available in White

IC04-006	Shower tower
Mandatory accessories:	
IC07-006	INFORM 6 channel control
OR	
IC07-012	INFORM 12 channel control

INFORM enabled; additional parts and subscription required to activate wireless temperature monitoring and using data.

INFORM
OUTLET

Shower safety redefined with INFORM technology

INFORM empowers informed action. Should pre-set temperature parameters fall outside safe ranges, the system notifies you, allowing for timely and efficient intervention. This translates to enhanced confidence in your water safety standards.





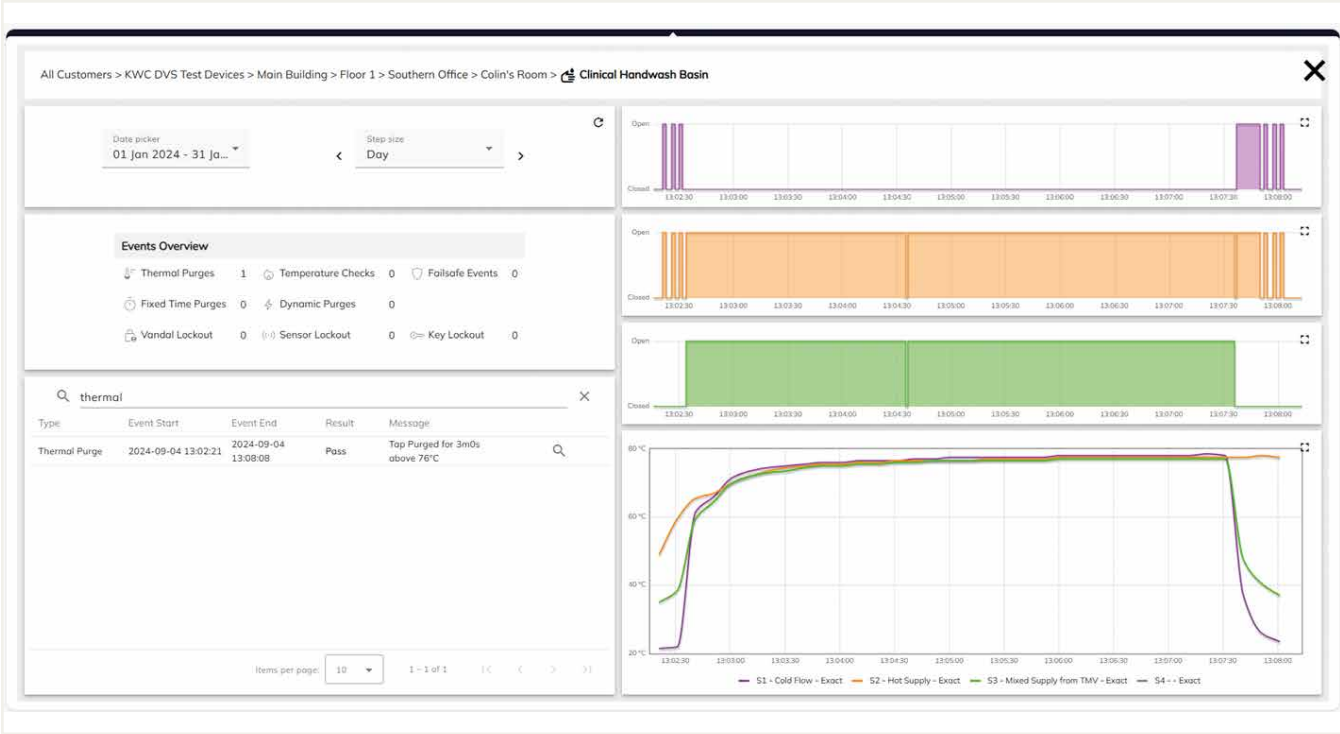
INFORM
CONTROL

Stay in control, stay informed

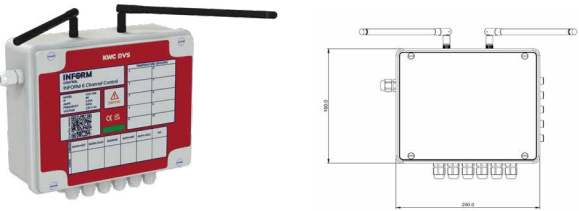
INFORM Control allows you to understand the behaviour of your water system, remotely implement changes and see the impact in real-time, in the comfort of wherever you happen to be.

A range of products that provide unrivalled wireless, remote control. INFORM Control can remotely monitor, disinfect and verify multiple events including remote wireless control of valves, remote or on-site programming, quantifying valve operations, timed & dynamic hygiene purges, identification of infrequently used outlets, monitoring of temperatures, thermal disinfections & cold-water isolation checks on TMVs.

With a selection of user-friendly, configurable alarms which can be set to alert when required temperature or usage profiles are not met, thereby aiding compliance. Easy to use online platform packed with features.



A unique function of the INFORM CMVL8 allows a thermal purge through the TMV and the outlet (e.g. Clinical Wash Hand Basins, Showers & other outlets) to be carried out safely. As with all other events, the details of the opening & closing timings and sequences along with a granular temperature profile chart and a pass or fail result provides complete verification of the event having taken place.



INFORM 6 CHANNEL CONTROL BOX

Following the established VR07-020 multi-channel control box the INFORM 6 channel control box gives the option of unprecedented levels of control and enhanced user options including: Remote wireless control of valves, temperature monitoring, remote or on site programming, valve counts, valve opening and closing timestamps, timed hygiene purges and identification of infrequently used outlets.

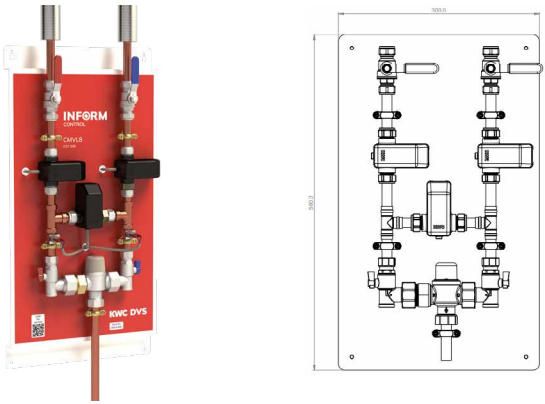
All events are monitored, and verified and form part of the extensive range of management information available via the INFORM platform 24/7. In addition, user-friendly, editable alarms can be set to aid compliance.

When used with the CMVL8 there are the additional functions shown below.

Suitable for use with 12 volts sensors

IC07-006 6 channel control box

To enable all functions an Inform subscription will be required.



CMVL8 CONTROL, MONITOR & VERIFY

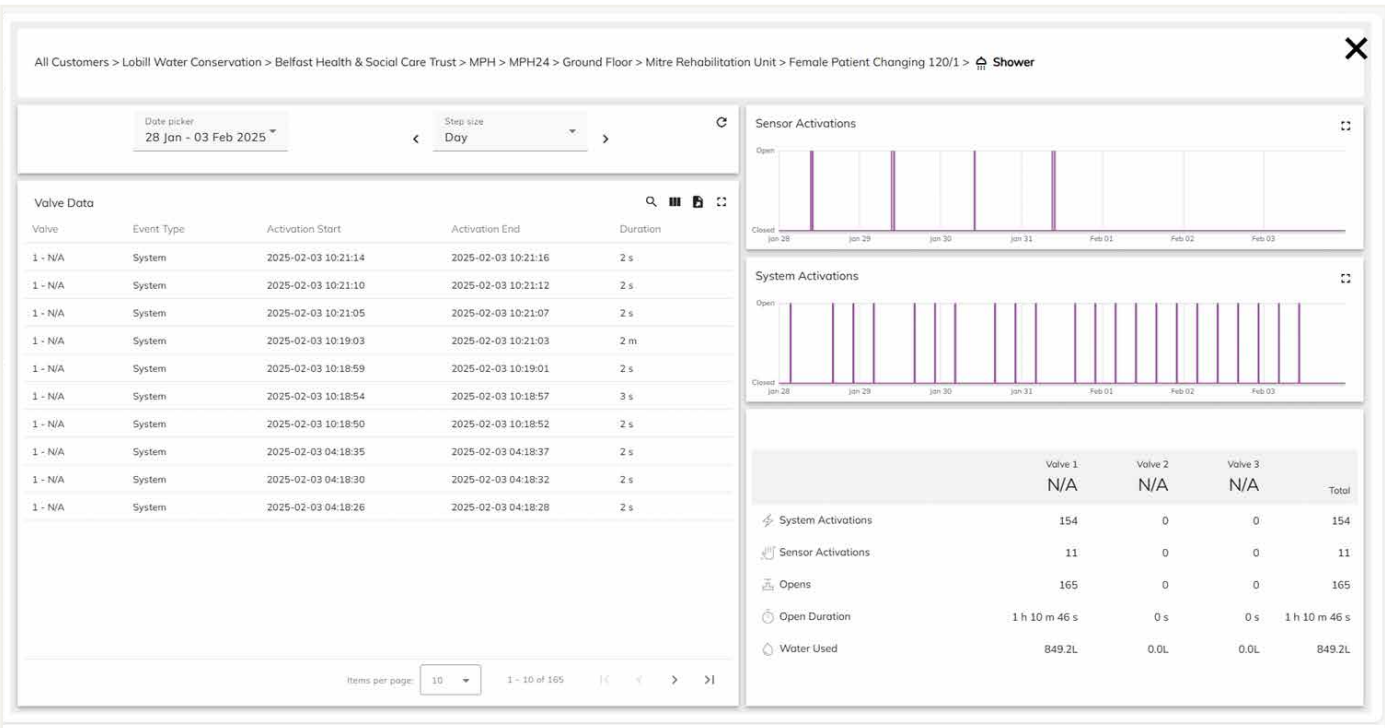
The CMVL8 is designed to work in conjunction with the INFORM 6 channel control box. Complete with full bore 15mm compression isolation valves, check valves, anti-microbial solenoid valves, temperature sensors and a separate thermostatic mixing valve ready for easy installation.

CMVL8 allows you to carry out thermal purges through both the outlet & TMV, cold water isolation tests without the need to remove IPS panels or manually operate valves and can provide verification that hot taps are $\geq 50\text{ }^{\circ}\text{C}$ ($55\text{ }^{\circ}\text{C}$ in healthcare premises) and cold taps are below $20\text{ }^{\circ}\text{C}$ as required by HSG274 Part 2.

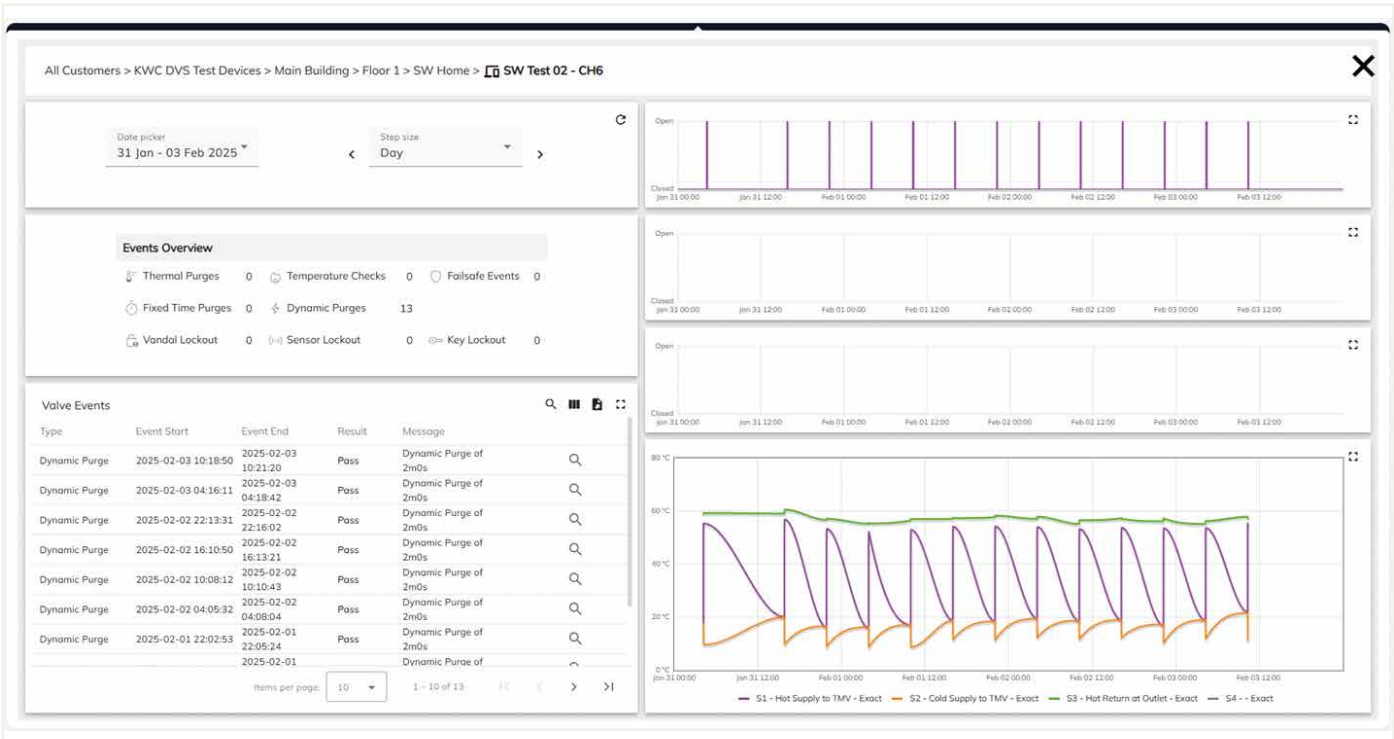
IC07-008 CMVL8 Control, monitor & verify

Your water system, safely controlled and monitored

The valve chart dashboard shows a timestamp for each valve opening and closing & displays the time the valve was open. In addition, it combines this information with flow rate to show water usage over the selected period. It also shows the total number of activations, which are split between user and system events (programmed events such as purges and much more).



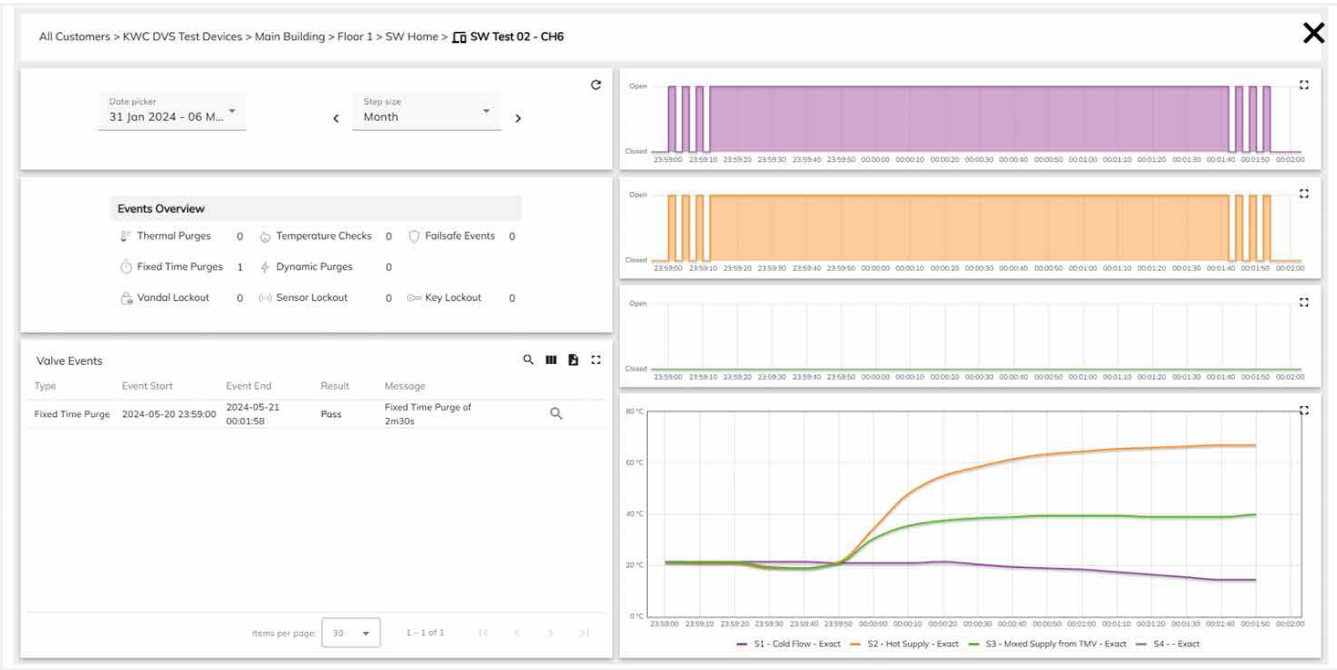
The valve events screen gives an overview of all the events with numbers of how many of each have occurred within the chosen timeframe. It provides a detailed (exportable) list of all events, showing each as a pass or a fail, complete with a description of what has taken place. Detailed valve opening charts and granular temperature charts are available for detailed investigation as required.



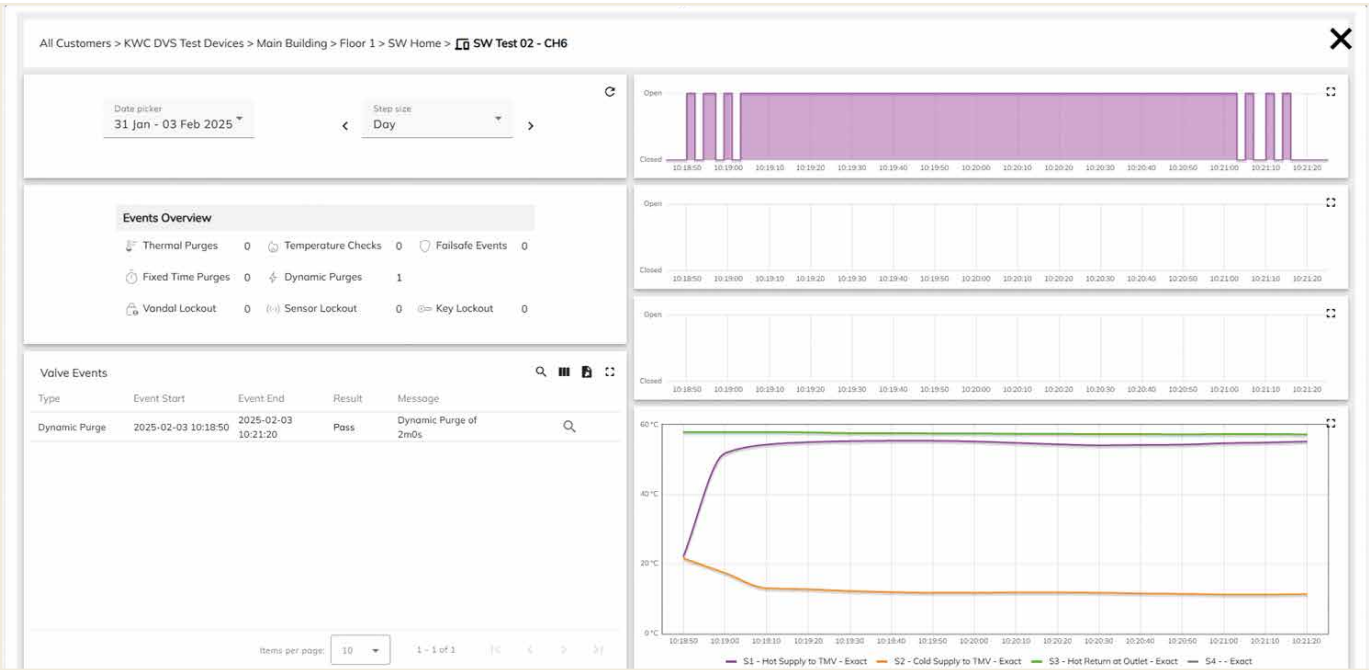
INFORM Control

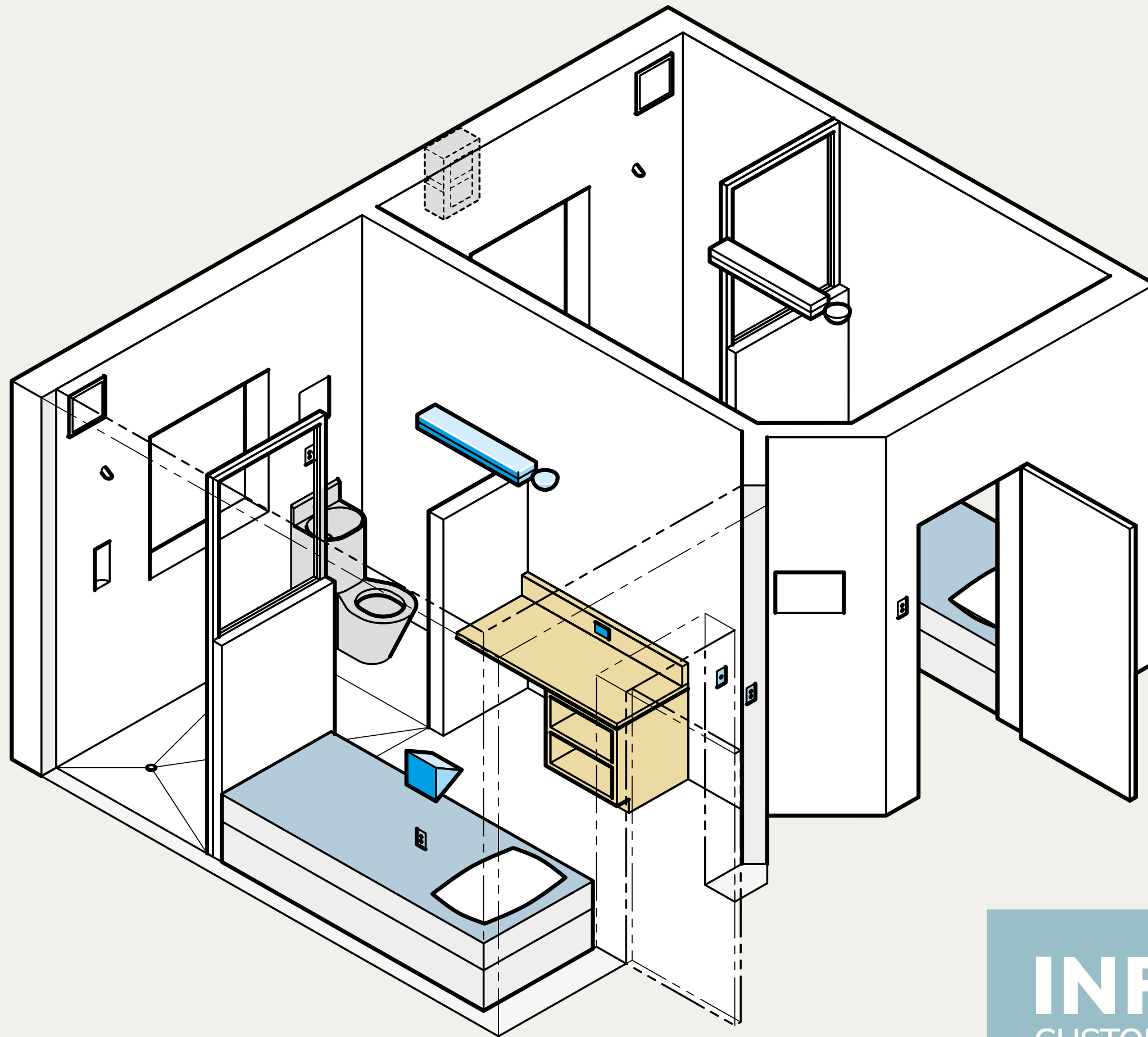
Control, Monitor, Validate

A fixed-time purge allows purges to be scheduled at specific times, ensuring they do not disrupt operations in the area. These purges are recorded in the Valve Events log, which tracks the start and end times, as well as the temperature profile throughout the process. By analyzing this data, purge durations can potentially be optimized—reducing, for example, a 4-minute purge to 2 minutes. This not only conserves water but also lowers the energy required to heat it, improving efficiency and sustainability.



The CMVL8 provides world-leading technology that allows you to carry out thermal purges through both the outlet & TMV, cold water isolation tests without the need to remove IPS panels or manually operate valves and can provide verification that hot taps are $\geq 50^{\circ}\text{C}$ (55°C in healthcare premises) and cold taps are below 20°C as required by HSG274 Part 2.





INFORM
CUSTODIAL



INFORM Custodial

Leading the way in control systems for high security environments

This range of products has been developed and installed for over 20 years. INFORM Custodial gives the option to control water or when required power, light & water. The newest generation of these systems has been designed to provide solutions to the changing administration and security needs within custodial and mental healthcare settings.



The INFORM HLI (High-Level Interface) allows staff to manage individual rooms or all of the rooms under their control using a user-friendly, graphical dashboard.

INFORM Custodial

Intelligent dashboard with high level interface

INFORM Custodial can manage water usage for showers, including delays, run times and recording the number of uses per day. This is ideal for high security and mental health environments as it will indicate any patterns and behaviours that may cause concern. WCs can be counted per day, along with delaying subsequent use and providing the option of full and half flushing. Basins can also be controlled similarly to WCs, measuring usage per day, delaying subsequent use and providing lockouts. Water use can be minimised by combining intelligent and practical limitations of fixture use and reliable, proven fixture selection.



Optimize your installation with the right INFORM Custodial system. Select the water-only control version for projects requiring remote control and a high-level interface, not power and lighting. For comprehensive control of power, lighting, and water, choose INFORM Custodial PLW.

For details on the INFORM Custodial dashboard get in touch with our team at kwcdvsinform.gb@kwc.com

Power, lighting and water control in high security environments

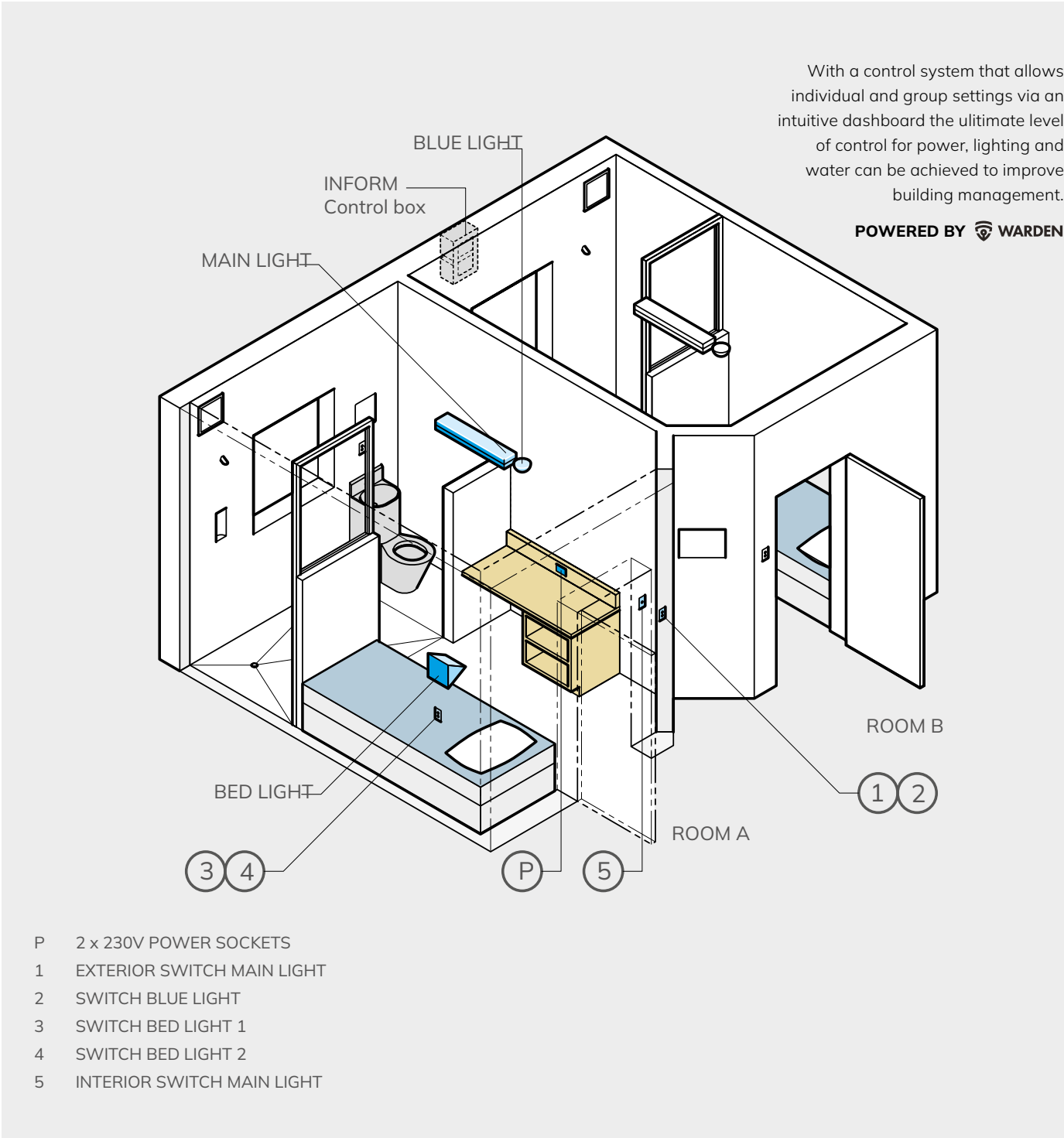
Traditionally, multiple rooms are supplied off the same circuit, and any fault affects multiple rooms. Individual or groups of rooms can be controlled using the INFORM Custodial dashboard, giving staff the ability to:

- Isolate power
- Isolate lights
- Isolate water
- Extend or remove access rights to TV or radio
- Turn lights off at specific times if required
- Provide immediate isolation of outlets remotely
- Change control settings for WCs, WHBs and Showers
- Monitor individual outlet use
- Data log information, if required
- Remote activation of outlet

INFORM Custodial is pre-loaded with site-specific profiles chosen by the client. These profiles provide the desired run times, lockout times and maximum daily uses for each outlet.

INFORM Custodial has lighting and power protection (RCBOs) to ensure that even the most determined will only cause local circuit isolation.

Significant savings in cabling infrastructure can be realised using the INFORM Custodial system. The localised power distribution, protection, and control can eliminate the need for separate essential/non-essential power systems to each Cell.




A single control system provides each room with the following features:

- Complete room water fixture control as per INFORM Custodial
- 230V power sockets - limited to 500 watts
- Up to 2 x room bunk lights
- 1 x main room light with internal/ external switches
- 1 x external check (blue) light switch
- RCBO lighting and power circuit protection
- Low-voltage light switch cables
- Allows staff to isolate power circuits if the occupant has radio or TV outside allowable hours or noise levels
- Reduced cabling requirement, especially if the essential and non-essential design is required
- Ability to reduce consumption to essential power supplies during power failure and re-instate when required

Intelligent functions

INFORM Custodial consists of two enclosure boxes of the same size. The top box contains all the mains power connectors, 230V relay boards, supply protection equipment and conduit adaptors. The lower section contains the electronics for fixture control, low voltage I/O connections, and data communications.

This section has power supplied directly from the top box via one of the box interconnecting conduit couplings. Each box is interconnected with short conduit couplings. If there are space constraints, they can be separated.




Health & Safety requirements often demand bedhead lights are always available for inmates. The INFORM Custodial system can be configured so that room light isolation does not affect these lights. All wiring from the INFORM Custodial to the light switches is low voltage, using a standard 2-core cable. A set of volt-free contacts is made available for third-party compliance monitoring of check blue light activations. Other lighting configurations are possible where more than two occupy a single cell.

INFORM

Product Comparison

		Temperature monitoring	Remote wireless valve control	Automatic firmware updates	Valve usage confirmation	Fixed time purges	Dynamic purges	Remote access to data	Configurable alarms	Reduced site visits	Remote programming	View trends and export data	On-site programming		Mains powered	Battery powered	Isolation of water via key-switch	Change control settings for WC's, wash hand basins and showers	Thermal purge	Cold water isolation tests	Verify hot & cold temperatures are reached within the required time	Remote real time purges	Extend or remove access rights to TV or radio	Remote & immediate isolation of power, light & water	Manual access to data	Remote valve control via LAN	Remote & immediate isolation of power, light & water
INFORM 6 channel control box & CMVL8		✓	✓	✓	✓	✓	✓	✓	✓	✓	✓	✓	✓		✓	✗	✓	✓	✓	✓	✓	✗	✗	✗	✗	✗	✗
INFORM 6 channel control box		✓	✓	✓	✓	✓	✓	✓	✓	✓	✓	✓	✓		✓	✗	✓	✓	✗	✗	✗	✗	✗	✗	✗	✗	✗
INFORM Custodial		✗	✗	✗	✓	✗	✗	✓	✗	✓	✗	✓	✓		✓	✗	✗	✗	✗	✗	✗	✓	✓	✓	✗	✓	✓
INFORM Monitor		✓	✗	✓	✗	✗	✗	✓	✓	✓	✓	✓	✗		✗	✓	✗	✗	✗	✗	✗	✗	✗	✗	✗	✗	✗
6 & 12 Channel washroom control box		✗	✗	✗	✓	✗	✓	✗	✗	✗	✗	✓	✓		✓	✗	✓	✓	✗	✗	✗	✗	✗	✗	✗	✗	✗
Urinal controls		✗	✗	✗	✗	✗	✓	✗	✗	✗	✗	✗	✓		✓	✓	✗	✗	✗	✗	✗	✗	✗	✗	✗	✗	✗
Tap controls		✗	✗	✗	✗	✗	✓	✗	✗	✗	✗	✗	✓		✓	✓	✗	✗	✗	✗	✗	✗	✗	✗	✗	✗	✗
Manual monitoring		✓	✗	✗	✗	✗	✗	✗	✗	✗	✗	✗	✗		✗	✗	✗	✗	✗	✗	✗	✗	✗	✗	✓	✗	✗

Washroom control systems




TAP CONTROL SYSTEM – WAVE-ON

One or two station tap control system kit complete with wave-on sensors. Designed to be wall-mounted. Mains operated 230V. Ability to control valves for 1 or 2 spouts or hot and cold valves for single spout. Manually adjustable setting options include run on times, hygiene purges and lock-outs. Kit includes:

AT07-001 Tap control system for 1 or 2 taps
 AC17-101 Anti-microbial plastic valve 12v DC
 AC02-013 50mm chrome wave-on sensor with 3-metre cable

AT07-010 Wave-on tap control system one station
AT07-011 Wave-on tap control system two station

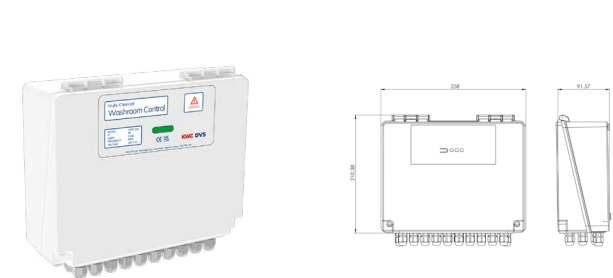


TAP CONTROL SYSTEM – TACTILE

One or two station tap control system kit complete with tactile sensors. Designed to be wall-mounted. Mains operated 230V. Ability to control valves for 1 or 2 spouts or hot and cold valves for single spout. Manually adjustable setting options include run on times, hygiene purges and lock-outs. Kit includes:

AT07-001 Tap control system for 1 or 2 taps
 AC17-101 Anti-microbial plastic valve 12v DC
 AC02-046 Tactile switch with 50mmø stainless bezel & blue insert
 AC02-047 Tactile switch with 50mmø stainless bezel & red insert

AT07-012 Tactile tap control system one station
AT07-013 Tactile tap control system two station




12 CHANNEL WASHROOM CONTROL BOX

External control of 2 rooms couldn't be easier than with the multi-channel control system. The control box has been designed to provide a fully programmable solution tailored to a user's specific needs in all mental healthcare and high-security environments. And with the addition of the Key switch, you can isolate the water supply when necessary.

Cost-saving solution, one box controls two ensuites
 10 independent outlets & 2 flush valves
 Control various outlets - basins, taps, showers, baths, and WCs
 Programmed and maintained via the handheld programmer

Dimensions: 250 x 210 x 91mm

VR07-020 12 channel washroom control box
Complimentary accessory:
AC01-001 Handheld programmer



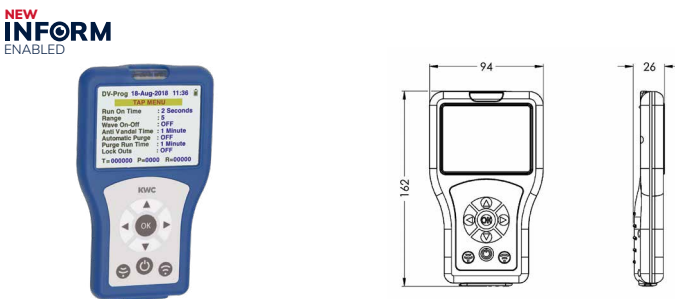
6 CHANNEL WASHROOM CONTROL BOX

External control of 1 room couldn't be easier than with the multi-channel control system. The control box has been designed to provide a fully programmable solution tailored to a user's specific needs in all mental healthcare and high-security environments. And with the addition of the Key switch, you can isolate the water supply when necessary.

Cost-saving solution, one box controls two ensuites
 5 independent outlets & 1 flush valves
 Control various outlets - basins, taps, showers, baths, and WCs
 Programmed and maintained via the handheld programmer

Dimensions: 250 x 210 x 91mm

VR07-026 6 channel washroom control box
Complimentary accessory:
AC01-001 Handheld programmer

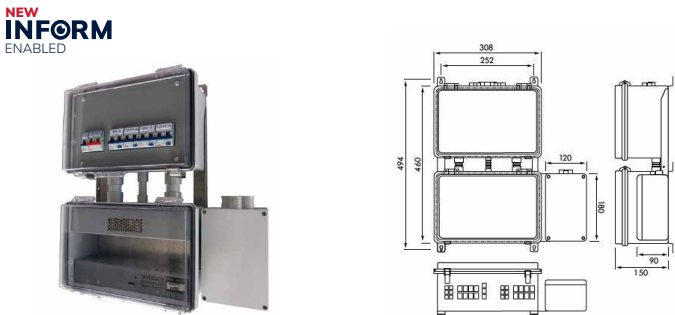


HANDHELD PROGRAMMER

The Handheld Programmer allows quick and easy adjustment of settings, including run-on time, range, purge and more. Real time data can be uploaded from the programmer via the USB port to allow accurate monitoring of water efficiency. This programmer is compatible with the full range of programmable sensors and taps, including the F3 and F5 range.

Dimensions: 94 x 159 x 25mm

AC01-001 Handheld programmer



INFORM CONTROL - POWER, LIGHT & WATER


INFORM Control provides a remote platform to safely manage power, light and water usage. Shower parameters can be monitored & customised including delays, run times and recording the number of uses per day. This is ideal for high-security and mental health environments as it will indicate any patterns and behaviours that may cause concern. WCs can be counted per day, along with delaying subsequent use and providing the option of full and half flushing. Basins can also be controlled similarly to WCs, measuring usage per day, delaying subsequent use and providing lockouts. Water use can be minimised by combining intelligent and practical limitations of fixture use and reliable, proven fixture selection.

IC07-001 INFORM Control - Power, Light & Water 1 room
IC07-002 INFORM Control - Power, Light & Water 2 room
Complimentary accessories:
IC10-066 INFORM Monitor Universal kit

To enable all functions an Inform subscription will be required. Please choose from a range of our tactile switches.

KWC DVS washrooms

Urinal flushing



URINAL CONTROL SYSTEM - SINGLE STATION

Urinal control system single station kit supplied with one standard sensor with ø50mm bezel. The sensor activates a flush when the user walks away.


The single station kit includes:

- 1 x Mains control box
- 1 x Solenoid valve
- 1 x Sensor with 50mm bezel

UC07-010 Urinal control system - single station

Mandatory accessories:

UC00-001 Air-break valve



URINAL CONTROL SYSTEM - TWO STATION

Urinal control system two station kit supplied with two standard sensors that are supplied with ø50mm bezel. The sensor activates a flush when the user walks away.


The two station kit includes:

- 1 x Mains control box
- 2 x Solenoid valves
- 2 x Sensors with 50mm bezels

UC07-011 Urinal control system - two station

Mandatory accessories:

UC00-001 Air-break valve



FLUSHMATIC URINAL CONTROL - MAINS

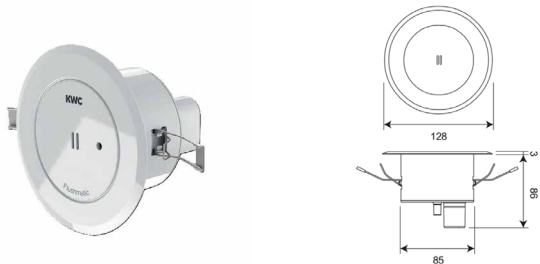
Flushmatic urinal control, manufactured from ABS plastic (control box). Designed for use with multiple station urinals and to be surface mounted. The control uses a passive infrared (PIR) detector which detects movement within the sensing area, switching the unit into a timing mode. After a pre-set time, the solenoid valve opens, allowing water to flow into the cistern activating the flushing cycle. The fill-time for the cistern can be customised by the user using the appropriate switches on the Flushmatic board.

Supplied with mains power supply 240V AC
Dimensions: 120 x 100 x 45mm

UC01-017 Flushmatic urinal control - mains

Mandatory accessories:

- F3048** Concealed cistern for Flushmatic 9L **OR**
- F3049** Concealed cistern for Flushmatic 13.5L



FLUSHMATIC DOWNLIGHTER KIT - MULTIPLE BOWLS

Flushmatic urinal control for use with multiple station urinals, manufactured from ABS. The downlighter kit is designed to be ceiling mounted. The control is activated by the passive infrared (PIR) detector which detects movement within the sensing area, switching the unit into a timing mode. After a pre-set time, the solenoid valve opens allowing water to flow into the cistern, activating the flushing cycle.


Dimensions: 128 x 128 x 86mm
Requires KWC DVS cistern.

UC01-018 Flushmatic downlighter kit - battery

UC01-024 Flushmatic downlighter kit - mains

Mandatory accessories:

- F3048** Concealed cistern for Flushmatic 9L **OR**
- F3049** Concealed cistern for Flushmatic 13.5L




FLUSHMATIC PEARL SOLO - SINGLE BOWL

The ceiling mounted Pearl Solo Flushmatic urinal control is used for single station urinals. This works by using a passive infrared (PIR) detector which detects movement within the sensing area, switching the unit into a timing mode. After a pre-set time, the solenoid valve opens, allowing water to flow into the cistern activating the flushing cycle. The flush time can be customised by the user turning the rotary switch on the Flushmatic board.

UC01-027 Flushmatic pearl solo - mains

Mandatory accessories:

UC00-001 Air-break valve



FLUSHMATIC URINAL CONTROL - BATTERY

Flushmatic urinal control, manufactured from ABS plastic (control box). Designed for use with multiple station urinals and to be surface mounted. The control uses a passive infrared (PIR) detector which detects movement within the sensing area, switching the unit into a timing mode. After a pre-set time, the solenoid valve opens allowing water to flow into the cistern activating the flushing cycle. The fill-time for the cistern can be customised by the user using the appropriate switches on the Flushmatic board.

Supplied with battery kit 6V DC
Dimensions: 120 x 100 x 45mm

UC01-005 Flushmatic urinal control - battery

Mandatory accessories:

- F3048** Concealed cistern for Flushmatic 9L **OR**
- F3049** Concealed cistern for Flushmatic 13.5L



Professional

INFORM

UNITED KINGDOM

+44 (0) 1803 529 021
+44 (0) 1246 458 900
+44 (0) 7976 634 819
kwcdvsinform.gb@kwc.com
www.dartvalley.co.uk

AUSTRALIA

+61 (0) 487 532 568
brad.wassell@macdonaldindustries.com.au
www.macdonaldindustries.com



INTERNATIONAL ENQUIRIES

+44 (0) 1803 529 021
+44 (0) 1246 458 900
+44 (0) 7976 634 819
kwcdvsinform.gb@kwc.com
www.dartvalley.co.uk

NEW ZEALAND

+64 (0) 9220 4714
andrew.chaney@macdonaldindustries.co.nz
www.macdonaldindustries.co.nz



ROI & NI ENQUIRIES

+353 (0) 1572 7757
+44 (0) 2890 461 755
Info@lobillwlc.com
www.lobillwlc.com

SWEDEN

+46 (0) 0815 1175
heno@heno.se
www.heno.se

To find out more
information about
INFORM visit our
website