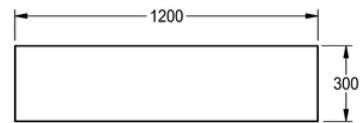
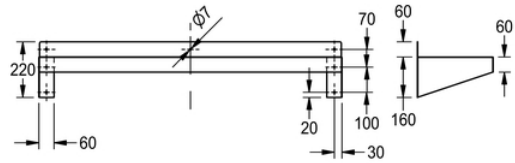



SHELF: F10513N

F10513N | 2000100142

ARTICLE GROUP : F10511 ++ | ARTICLE FAMILY : Wall shelves | PRODUCT GROUP : Catering



Manufactured from 1.2mm thick grade 1.4016 (430) stainless steel polished to a satin finish. All the shelves have integral triangular shaped wall brackets at each end. The brackets incorporate 2 fixing holes and together with the fixing holes provided in the upstand make for a strong and durable fastening to the wall. (Screws and plugs are not supplied). Ensure that the correct fixings are used to suit the type of wall. Additional loose fitting brackets are supplied for extra strength

Stainless steel, brackets: 3, max load: 50kg

TECHNICAL DATA

gross weight	7.70 kg
material	stainless steel
material code	1.4301 Chrome Nickel steel V2A
material thickness	1.20 mm
net weight	7.30 kg
overall height	300.00 mm
overall width	1,200.00 mm
surface finish	satin finished
type of fixing	screw
type of mounting	wall mounting