

AQFX0007

Aquafix installation frame for accessible WC

AQUAFIX installation frame for barrier-free wall-mounted toilet bowl, with wall-installation cistern. Self-supporting, powder coated steel-frame construction, TÜV tested, for individual mounting for dry-wall lining. Concealed toilet cistern with water condensation insulation, with dual-volume flushing (7,5-4,5 l or 4-2 l) or Start/Stop flushing, triggering function transferred via flexible pressure spirals, charge valve noise group I.

Mounting bracket 4-fold adjustable for toilet-connecting elbow DN 90/DN 100, complete with flexible connecting hose, toilet-connecting elbow, retaining bolts for toilet, building protection and fastening material, dimensions 450 x 1120 mm (W x H).

Technical data - Flushvalve

Application	WC flushing
Barrier-free	Yes
Built-in fitting model	Built-in section
Height adjustment	200mm
Diameter nominal	DN 15
Minimum wall thickness	155mm
Type of mixing	No
Outlet size	DN 100
Overall depth	155mm
Overall height	1,120mm
Overall width	450mm
Tailor made	No
Type	Installation element
Type of mounting	Wall and floor mounting

KWC

Aquafix installation frame for accessible WC, barrier-free, with wall-installation cistern

Mandatory accessories




Mandatory accessories

AQUA557
Flushing plate with one button



Mandatory accessories

AQUA555
Flushing plate with two buttons



Mandatory accessories

AT300051
Aquatimer - A3000 Open WC controller



Mandatory accessories


EXOS0027
EXOS - A3000 Open electronic controller

Optional accessories




Optional accessories

ZCMPX140
AQUAFIX Wall bracket



Optional accessories

CNTX72F-R
Foldable grab rail with electronic flush button



Optional accessories

CNTX72F-L
Foldable grab rail with electronic flush button



Optional accessories

AQFX0003
AQUAFIX right-hand subframe



Optional accessories

AQFX0004
AQUAFIX left-hand subframe