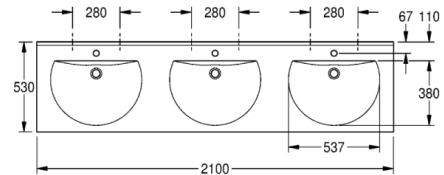
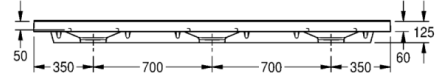


RONDA triple washbasin

MODEL RANGE: RONDA | ANMW231 | 203.0000.131

Washbasins & Washtroughs | Wash basins



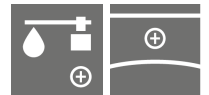
RONDA triple washbasin made of MIRANIT resin-bonded mineral material with smooth, pore-free surface (temperature-resistant up to 80 °C). Colour Alpine white. With three seamless round bowls, flattened out at the rear, without overflow. Mounting on washbasin back panel. Rear contoured edge. Three-sided apron 60 mm (H). With tap holes 35 mm (D). Mounting material included.

Dimensions 2100 x 125 x 530 mm (W x H x D)

Bowl dimensions 540 x 90 x 380 mm (W x H x D)

Technical data

Bowl height	90.00 mm
Bowl depth	380.00 mm
Bowl width	540.00 mm
Overall depth	530.00 mm
Overall height	125.00 mm
Overall width	2,100.00 mm
Waste hole projection	185.00 mm
Tap hole diameter	35.00 mm
Material	Mineral material
Material code	Miranit
Tailor made	No
Tap hole position	Middle
Tap ledge	Yes
Waste hole position	Center back
Bowl position	Center
Bowl shape	Circle with straight sides
Colour	Alpinewhite
Number of bowls	3.00000
Overflow	No
Rear upstand	Yes
Siphon included	No
Splash back	No
Number of tap holes	3.00000
Waste kit included	No
Waste size	DN 32
Distance between bowls	700.00 mm
Product code	203.0000.131



RONDA triple washbasin

MODEL RANGE: RONDA | ANMW231 | 203.0000.131

Washbasins & Washtroughs | Wash basins

Accessory Optional



Strainer waste

2000100854

ZANMW901



Dome waste valve

2000100861

ZANMW900



Trap

2000057417

XINX140
