

HIGH SECURITY WASHROOM SOLUTIONS



FRANKE WATER SYSTEMS

World leader in supplying high security solutions

“Franke’s brand promise is to ‘Make It Wonderful’, whether you are a business partner or an end user”

Over 230 years of experience

Franke has been specialising in products for commercial washrooms for over 230 years and Dart Valley Systems are a market leader in the field of water saving products and automatic washroom solutions, supplying products into the healthcare market for over 35 years. Together Franke and DVS provide one wonderful solution to specialist applications.

Specifying the correct products for high security environments can be a challenge. Franke Water Systems have designed a portfolio of products to provide a complete solution from low category prisons, to detention rooms and high security facilities. The ligature resistant and high security ranges are available in GRP or stainless steel, and products have been designed to meet the necessary industry requirements and approvals.



Contents

Accreditations	4
High security environments	6
Material types	8
Washroom controls	10
Programmable solutions	12
Hand washing solutions	14
Ligature resistant WCs	16
Heavy duty sanitaryware	18
Flush valves and cisterns	20
Stainless steel combination units	22
Power and isolation	24
Showering solutions	26
Shower heads	28
Heavy duty accessories	30
TDV and TMV	32
Janitorial	34



CE/UKCA MARKING is applied to products to indicate conformity to the current regulations. Certifications can be found on our websites.

BREEAM Franke can assist specifiers in achieving BREEAM points for projects with a range of water and energy efficient products.

UNIFIED WATER LABEL Part of the BMA, the water efficient product label focuses on specific water saving products that are particularly water efficient.



NSF TMV3
TMV3 scheme ensures that products are suitable for healthcare environments and provide a safe water supply.



WRAS promote, encourage and enforce the prevention of waste, undue consumption, misuse, or contamination of water.

HOLDERS OF ISO9001 globally recognised rigorous set of standards for quality management.

HOLDERS OF ISO14001 globally recognised rigorous set of standards for environmental management

ACCREDITED CONTRACTOR CHAS The Contractors Health and Safety Assessment Scheme improves health and safety standards across the UK.

SAFE CONTRACTOR APPROVED
SafeContractor delivers a tailored health and safety accreditation.

CONSTRUCTIONONLINE Help buyers to simplify and speed up their search, improving resource and cost efficiency through the validation of purchasing decisions. Based on suppliers completion of multiple document working to the PAS 91 criteria.

RIBA CPD We offer a choice of RIBA approved CPD interactive seminars – a must for anyone specifying washrooms for commercial projects.

BMA The Bathroom Manufacturers association acts as an information highway between Industry Government and the consumer on all issues that affect the bathroom business in the UK.

WELS Australian Standards relating to product quality, including health and safety efficiency.



IHEEM
Institute of Healthcare Engineering & Estate Management is the UK's largest specialist Institute for the Healthcare Estates sector.



NBS SOURCE is a tool that creates a single source for product information and data. There are over 200 products listed and a range of corresponding BIM models available for both Franke and Dart Valley branded ranges.



WATER TECHNOLOGY LIST (WTL) WTL provides details of products that qualify for the enhanced capital allowance scheme, both Franke and Dart Valley branded ranges are listed in the database.

High security designs and solutions


Designing products for high security and custodial to promote a safe environment is of paramount importance. Unlike classic sanitaryware, the Franke and DVS branded range of high-security and ligature resistant products are virtually unbreakable.

A team led by architecture practice Matter has developed guidance to improve the design of prisons. Setting out a series of practical design principles, Well-being in Prison Design argues that the way in which prisons have been commissioned and built in the past has proved to be a barrier to rehabilitation and the welfare of the workforce.

The Dart Valley branded range of products for high security environments is predominantly manufactured from Glass Reinforced Polyester (GRP) and includes security basins, WCs, and accessories. This material is a single skin configuration that has three different weaves of glass fibre to give the product a good internal structural integrity, this is then impregnated with polyester resin to matrix it all together to produce the strong and extremely durable composite material.

This production technique is utilised in ballistic armour, finished with a thick white gelcoat which is extremely durable and used in the most demanding marine applications. The material is also fire retardant, making it ideal for high security or correctional facilities.

Also included in the high security range are heavy duty stainless steel showers, WCs, washtroughs, urinal pods and janitorial units. Franke has also designed a range of touch-free flushing systems and behind the wall control systems for a full solution in all types of high security and custodial environments.



Well-being in prison design: A guide

A team led by architecture practice “Matter” has developed guidance to improve the design of prisons. Setting out a series of practical design principles, Well-being in Prison Design argues that the way in which prisons have been commissioned and built in the past has proved to be a barrier to rehabilitation and the welfare of the workforce.

MATERIAL TYPES

Highest quality materials

Stainless steel


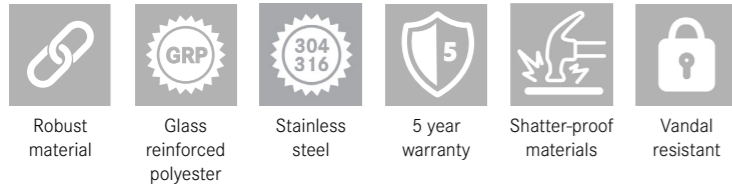
Sanitary fixtures manufactured from stainless steel inhibit vandalism and are easy to clean, helping building operators to keep service and maintenance costs to a minimum.

Stainless steel is not only resistant to moisture and most acids, but it also stands out due to its hardness, high tolerance to heat and cold and hygienic characteristics which makes it the first choice for high security environments. Dirt and oil can easily be washed from the smooth, pore-free surface without the need for harsh cleaning products.

Glass Reinforced Polyester

Glass reinforced polyester is a high impact and corrosion resistant composite material. Although it is lightweight and makes it easy to mount on existing structures, it is also extremely robust.

When designing load bearing products such as WCs, GRP is an ideal choice as its high strength properties can fulfil this need. GRP also allows for less material to be used than other structural materials, providing a safe, ligature resistant and practical solution for high security and custodial environments.



Stainless steel

At Franke Water Systems we care about sustainability, as well as stainless steel being a high quality product, it is also 100% recyclable.



Glass reinforced polyester

GRP material is fire retardant.

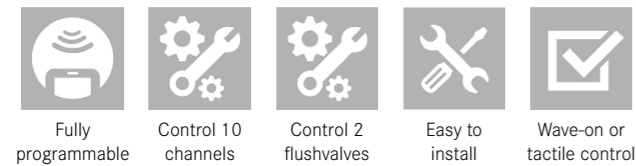
WASHROOM CONTROLS

Multi-channel control system box

COST SAVING SOLUTION

The DVS multi-channel control system has been designed to control the washroom and is compatible with a range of products including WC flushing, no-touch taps, showers and bath controls. The multi-channel box is capable of controlling two rooms, therefore if you are working on a large prison with 200 rooms, you would only need 100 control boxes, making this a cost effective solution.

The control box can be fully programmed using the DVS hand-held programmer and has been designed to meet the requirements for high security and custodial applications. The box can control communal washrooms, individual rooms and ensuites. Installation is simple with an easy access removable wiring platform and a fully hinged front cover for access to the sensor and valve plugs. The box can control 10 channels and 2 flushvalves and each room can be isolated independently to suit individual users.



MULTI-CHANNEL WASHROOM CONTROL BOX

The DVS multi-channel control system is suitable for; WC flushing, no-touch taps, showers & bath controls.

VR07-020 209.0606.405

WATER CONTROL KEY SWITCH

The water control key switch to be used in conjunction with multi-channel control box. The switch enables isolation of water within the washroom.

AC04-016 230.0625.725



LIGATURE-RESISTANT WAVE-ON/OFF SENSORS

Wave-on sensors with hot or cold indications.

AC02-041 208.0606.408 Wave-on (hot)
AC02-040 208.0597.257 Wave-on (cold)
SH00-003 210.0643.166 Wave-on shower



LIGATURE-RESISTANT TACTILE SWITCHES

Tactile switches with hot or cold indications.

AC02-047 208.0606.406 Hot
AC02-046 208.0606.407 Cold



Control and extract data

The handheld remote can be used to fully programme the room to suit the environment. Statistical data can also be extracted from the remote using a USB interface. Controlling the washroom to ensure safety and hygiene whilst preventing vandalism in high security institutions has never been easier.

AC01-001 208.0485.914

PROGRAMMABLE SOLUTION

High security environments

Control the washroom

Adjustment of Franke and DVS products such as taps, urinals, WCs, baths and showers in secure environments is effortless with the programmable remote control. The sensors can be optimised with various function and control options via the programmable remote. With the hand-held programmer as it is possible to program per room and set different parameters in order to enable a water schedule during certain time frames to suit individual users. Adjustable settings include; sensor range, flush time, purge, lockouts and more. DVS sensors are manufactured from robust stainless steel with a polycarbonate lens, the sensors have been designed to be almost unbreakable and are fireproof with a 316 stainless bezel.


- 
 Real time data upload via USB
- 
 Real-time data, purges and more
- 
 Many adjustable settings
- 
 Automatic flushing models
- 
 Compatible with a range of products



DVS HAND-HELD PROGRAMMER WITH USB INTERFACE

Quick and easy adjustment of settings including; run-on time, range, purge and more.


AC01-001 208.0485.914



WC & URINAL SENSORS

The programmable sensors allows quick and easy adjustment of settings including; run-on time, range, purge and more.


AC02-037 205.0643.148 WC sensor
AC02-023 209.0628.712 Urinal sensor



SHOWER SENSOR

Suitable for controlling up to two rooms or single ensembles, or individual items including taps, showers or baths.

AC02-033 208.0630.420 Red (hot)



BASIN SENSORS

Sensors which can be optimised with hand-held programmer.

AC02-017 208.0606.395 Stainless tap sensor
AC02-024 208.0606.397 Blue (cold) tap sensor
AC02-025 208.0606.398 Red (hot) tap sensor

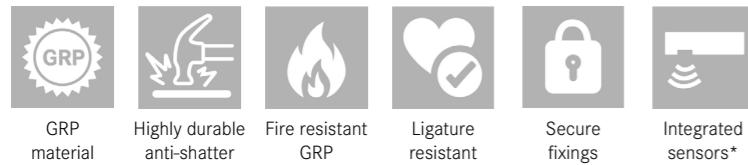


HAND WASHING SOLUTIONS

GRP high security basins

GRP high security basins

The Dart Valley GRP range has been designed for the toughest environments and manufactured using advanced technologies. This range is robust, vandal-resistant and avoids ligature points where possible, including a concealed waste outlet and removable rubber plug. The GRP material with a polyester gelcoat finish is highly resistant to cyclical stresses and impact. The design is aesthetically pleasing and can be used in conjunction with our latest range of floor and wall mounted WC pans, providing a safe, vandal resistant solution in high security and custodial environments. These basins can be fully programmable with features such as lockouts, run on times, purge and sensor range control.



*VR01-030, VR01-085 only



HIGH SECURITY BASIN WITH BACKPLATE*

High security basin with integrated backplate (not including sensors) high security waste grid.

VR01-039	203.0643.150	Single outlet
VR01-030	203.0612.738	Two outlets



GRP IN WALL BASIN*

Vandal-resistant, ligature resistant, in wall basin manufactured from GRP material, suitable for seclusion rooms.

VR01-085	203.0628.682
-----------------	--------------



GRP LOW PROFILE BASIN†

Manufactured from GRP, with or without tap holes.

VR01-081	203.0616.261	No tap holes
VR01-082	203.0630.343	Left tap hole
VR01-083	203.0630.318	Right tap hole
VR01-084	203.0630.317	2 tap holes



HIGH SECURITY HIGH-SIDED INTEGRATED BASIN*

Manufactured from GRP material with two integrated stainless steel water spouts and moulded soap shelves.

VR01-080	203.0643.149
-----------------	--------------

*Sensors sold separately (see pages 12-13)

†Sensors and spouts sold separately.



Ligature resistant waste grid

All of the high security GRP basin range is manufactured with a ligature resistant waste grid. The vandal resistant, reduced ligature waste with < 2mm drainage slots has a secure, anti-tamper rear fixing.

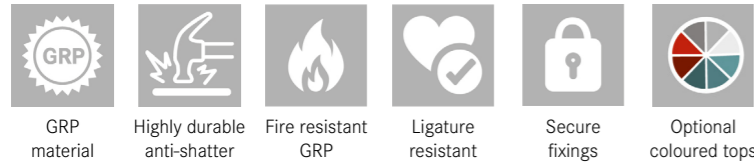
VR01-032	203.0630.319
-----------------	--------------

LIGATURE RESISTANT WCS

GRP WCs

Ligature resistant WCs

The Dart valley high security range of WC pans have been designed and tested to be vandal-resistant and avoid ligature points wherever possible. The techniques employed to construct these pans are used very successfully in the field of ballistic armour manufacturing, this results in unrivalled impact resistance. A high-grade non-porous polyester gel coat surface in all white comes as standard, and also available with a coloured gel coat rim to assist partially sighted users. The gel coat has been specially formulated to resist chemicals and ultraviolet rays. This GRP white glossy material also makes the washroom look conventional, providing a familiar environment for the users which are necessary design considerations in some high security environments.



STANDARD BACK TO WALL WC 420MM

High-security WC pan, manufactured from high performance composite material.

Dimensions: 400 x 420 x 510mm (W x H x D).

VR01-010 205.0630.320



LESS-ABLED BACK TO WALL WC 480MM

High-security WC pan, manufactured from high performance composite material with a blue top.

Dimensions: 400 x 480 x 510mm (W x H x D).

VR01-035 205.0606.433 WC

VR01-118 205.0661.132 Spacer box



HIGH SECURITY WALL HUNG WC PAN

High security wall hung WC pan, manufactured from high performance composite material.

Dimensions: 400 x 370 x 510 (W x H x D).

VR01-017 205.0630.392



HIGH SECURITY WALL HUNG WC PAN

High security wall hung WC pan, manufactured from high performance composite material with blue top.

Dimensions: 400 x 370 x 510 (W x H x D).

VR01-036 205.0630.394




Tailored solutions

GRP is a flexible material, if you are working on a project with various requirements, we can help you create fully bespoke solutions to suit any high security or custodial environments. Get in touch to find out more or to discuss your requirements. **01803 529021** or sales@dartvalley.co.uk

HEAVY DUTY SANITARYWARE

Stainless steel urinals & WCs



HEAVY DUTY BOLT FIX WC PAN

Heavy duty campus wall mounted bolt fix WC pan. Manufactured from 1.5mm thick grade 1.4301 (304) stainless steel with a satin polish finish.

HDTX597 205.0000.028 WC only

HDTX597S 205.0000.030 With grey seat pads

HDTX597B 205.0000.029 Black seat and lid



HEAVY DUTY URINAL

Manufactured from 1.2 mm stainless steel. With hidden horizontal outlet towards the wall, hidden screws, inclusive wall fixing bolts. 4 litre flush. Products can be foam filled, on request, for extra strength and reduction of noise in a security environment.

HDTX538 205.0000.051

STAINLESS STEEL WCS

Franke Water Systems have a wide range of vandal resistant WCs and urinals that have been specifically designed for use in all types of public and commercial buildings, but particularly vandal prone areas such as low category prisons and court areas. The range includes heavy duty urinals and bolt fix WCs with optional seats or pads and an accessible range with duct or top inlet.

The range of WCs conform to BS EN997 & 80 standards and are manufactured from durable high quality stainless steel which can withstand high temperatures and vandalism. The heavy duty WC has been designed to be bolt fixed through the wall, making it ideal for low category and resettlement prison environments, preventing the fixing elements from being accessed or vandalised by the user.



Robust stainless steel material



Easy maintenance



Vandal resistant




Easy to clean

FLUSH VALVES AND CISTERNS

Water saving flush valves and cisterns

Flush valves

The DVS branded flush valves are an ideal choice for all high usage washrooms, providing reliable water saving benefits. The flush valve can be set to flush automatically or by wave operation which reduces the risk of cross-contamination. Both auto and wave options have dual flush capability although a single 4 litre flush is recommended. The flush valve has been designed to be compatible with most WC cisterns on the market therefore there is no need to change the existing plumbing as it can be retrofitted to existing installations.



WC FLUSHVALVE KIT WITH PROGRAMMABLE SENSOR

Low voltage WC flushvalve kit with programmable sensor.

WC03-013	209.0610.660	1 1/2" base
WC03-014	209.0611.269	2" base



WC FLUSHVALVE KIT WITH WAVE-ON SENSOR

Standard WC Flushvalve kit with vandal resistant wave-on sensor and 3m cable.

WC03-022	209.0606.400	1 1/2" base
WC03-023	209.0643.162	2" base



CONCEALED CISTERN KIT

Kit includes WRAS approved side entry valve, flush pipe, back to pan connector, concealed cistern and blanking plug.

WC02-011	209.0610.921	1 1/2"
WC02-012	209.0610.922	2"



CONCEALED CISTERN KIT VERTICAL

Kit includes WRAS approved side entry valve, flush pipe, back to pan connector, concealed cistern and blanking plug.

WC02-013	209.0583.507	1 1/2"
WC02-014	209.0610.923	2"

*Programmable sensor options only



WRAS Approval for flushvalve only



Water conservation

DVS branded flush controls typically save 30% of water usage and costs. The range has been designed with adjustable settings for optimum flush, purge, lock-outs and more. The DVS flush controls exceed the BREEAM 6 litre base level for water efficiency. The WRAS approved kits are optimised for water conservation operating as low as 4 litres per flush.

STAINLESS STEEL COMBINATION UNITS

High-security WC and washbasin combination units



WC WASHBASIN COMBINATION UNITS

Stainless steel WC washbasin combination unit with a satin finish. Designed with electronic spout, controlled via the Dart Valley branded washroom control box (included).

Dimensions: 810 x 1050 x 780mm – Right & left hand WC
Dimensions: 500 x 1050 x 890mm – Centre WC

AC04-040 206.0639.096 Right hand outlet

AC04-041 206.0639.097 Left hand outlet

AC04-042 206.0640.217 Centre outlet



WC WASHBASIN COMBINATION UNITS

Stainless steel WC washbasin combination unit with a satin finish. Designed with electronic spout, controlled via the Dart Valley branded washroom control box (included).

Dimensions: 700 x 1000 x 670mm – Right & left hand WC
Dimensions: 390 x 1000 x 780mm – Centre WC

AC04-043 206.0639.099 Right hand outlet

AC04-044 206.0639.100 Left hand outlet

AC04-045 206.0639.261 Centre outlet

STAINLESS STEEL COMBINATION UNITS

The combination units feature an integrated WC and washbasin with a range of water controls and cisterns. These units have been installed in over 100 locations worldwide in secure washrooms, prisons, police stations and custody areas. The vandal resistant units are made of 2mm thick, grade 304 Stainless Steel and have been designed to prevent concealment, dismantling or tampering with the unit. The WC is approved to EN- 997 for 6 litre flushing performance.

- All welded construction with satin polished finish
- Grated waste outlet
- All pipework provided
- Left, centre or right WC options
- Integrated toilet roll holder



304 stainless steel



HBN 00-03, AAMHU



Robust material



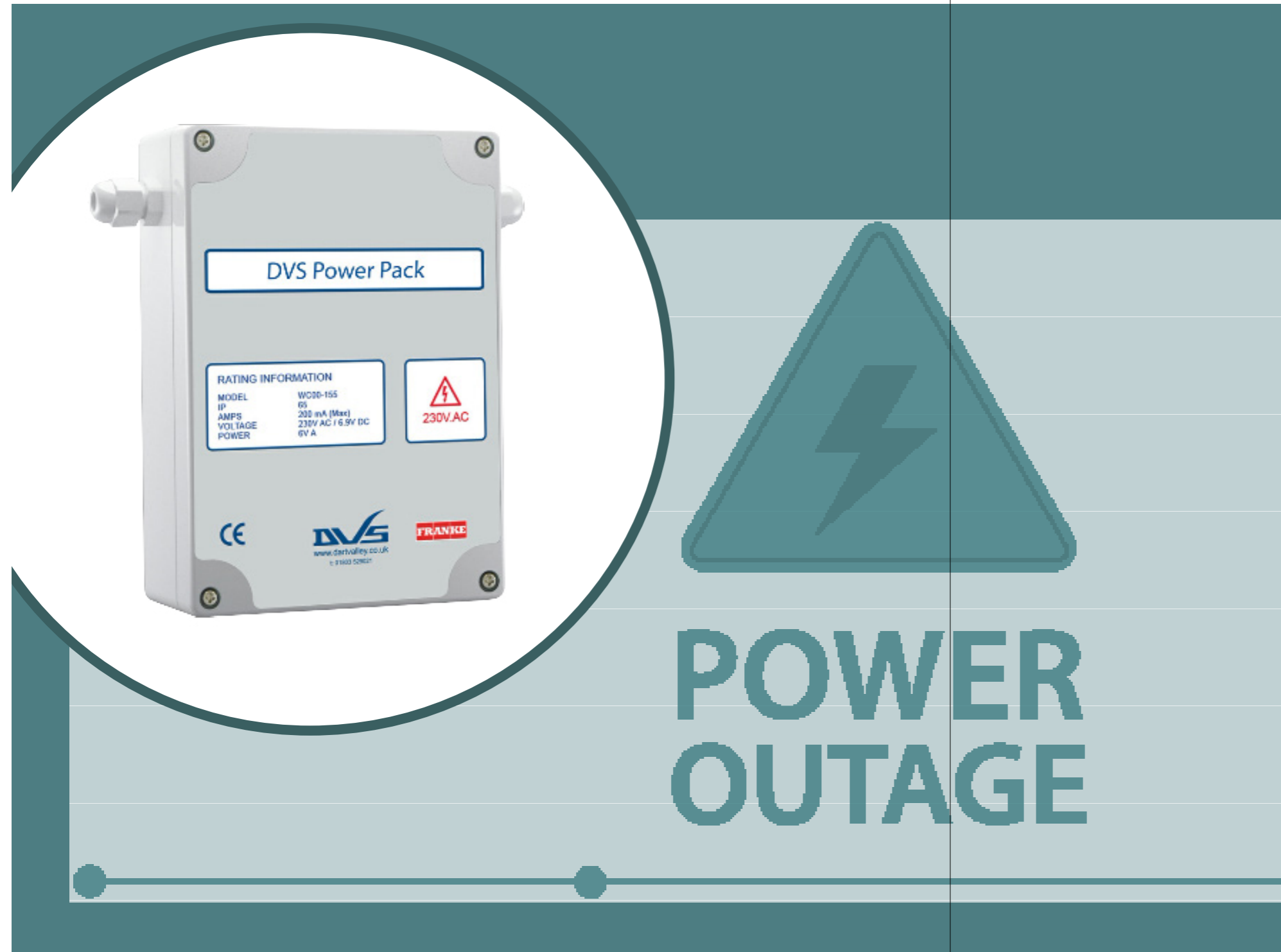
Easy to clean



Vandal resistant

POWER & ISOLATION

Maintenance and vandalism prevention



6V POWER PACK

The power pack is designed to continually supply power for up to 10 days depending on load if there is a power outage.

WC00-155 208.0612.597



6V ISOLATION UNIT

The 6V Isolation System enables programmable taps, showers, urinals, WC's and baths to be isolated effectively, minimising the risk of the valves becoming latched on during operation.

AC04-030 212.0630.588



LOW VOLTAGE WC FLUSHVALVE KITS

Low voltage WC flushvalve kits, complete with programmable sensor and mains PSU.

WC03-013 209.0610.660 1 1/2" base

WC03-014 209.0611.269 2" base

POWER PACK

The DVS power pack is designed to provide power in the most demanding of environments, even those which are prone to power outages. The system features an onboard intelligent charger that keeps the battery at an optimum charge level. In the event of a power outage, the battery will continue to supply power for up to 10 days depending on load.


The 6 volt power pack is compatible with the DVS range of taps, programmable sensors and low voltage flushvalve controls. The power pack can power up to 5 products in series from one unit.



Fully programmable Can power up to 5 products Power for up to 10 days Intelligent charger

SHOWERING SOLUTIONS

Ligature resistant, durable and hygienic shower panels



One piece antimicrobial ABS outlet

The added Biomaster silver ion technology provides long-term defence against harmful bacteria, preventing the growth of waterborne biofilms. The recyclable outlet can be removed for regular servicing or replacement, with different colours available to aid a quarterly replacement regime.

SH00-060 210.0606.442 White

SH00-064 210.0643.163 Blue



DUAL-OUTLET STANDARD TOWER WITH HIGH- SECURITY SHOWERHEAD

Assisted and unassisted showering with fixed head or quick-release hose. The temperature and flow are independently controlled (NSF approved valve).

SH01-013 210.0606.443



CEILING HEIGHT TMV3 TOWER WITH HIGH-SECURITY SHOWERHEAD TACTILE BUTTON

Fits flush against the wall & ceiling, designed with a single piece outer case. Operated via a tactile button with an auto switch off.

SH01-005 210.0611.633



CEILING HEIGHT TMV3 TOWER WITH HIGH-SECURITY SHOWERHEAD WITH PROGRAMMABLE SENSOR

Fits flush against the wall & ceiling, designed with a single piece outer case. Operated via a programmable sensor.

SH01-061 208.0611.634

HIGH-SECURITY SHOWERS

The DVS branded range of shower towers are available in robust stainless steel or powder-coated and offer a much more durable solution than traditional shower fittings in custodial environments. The range includes ligature resistant antimicrobial showers which have been designed for high security areas. The touch-free DVS shower towers can save up to 50% of water when compared to manually operated showers, offering a water efficient solution for all types of secure environments.

The shower tower range comes with a choice of programmable wave on sensors, self-closing or manual functions. The touch-free shower towers are pre-set to run for 1 minute and can be easily customised using the hand-held programmer to achieve optimum water conservation and functionality.



316 stainless steel



NSF approved



Ligature resistant



Easy to clean



Pre-set/ customisable

SHOWERHEADS

High security stainless steel shower heads



The internal waterways of the SH07-095 are moulded in antimicrobial ABS with added Biomaster silver ion technology. This provides long-term defence against harmful bacteria and helps to prevent the growth of waterborne biofilms that can be easily spread. Biomaster guarantees fast, effective antimicrobial protection for the effective lifetime of the products.



ANTIMICROBIAL SHOWERHEAD

The antimicrobial showerheads have a removable brass front cover with a chrome finish and brass backplate. The four colour quarterly cleaning regime and push-fit connection ensure excellent levels of hygiene.

SH07-095* 210.0606.437



HIGH-SECURITY WALL MOUNTED SHOWERHEAD

High security showerhead. 30° angle.

SH07-040 210.0606.451



HIGH-SECURITY CEILING MOUNTED SHOWERHEAD

High security ceiling mounted showerhead.

SH07-046 210.0606.449 Ceiling mounting

SH07-047 210.0606.452 Flush mounting




TEMPERATURE BLENDING VALVE ADJUSTER

Ligature-resistant temperature blending valve.

SH00-011 210.0642.185

HIGH SECURITY SHOWERHEADS

The range of antimicrobial and high-security showerheads are designed for excellent hygiene in custodial and secure environments and allow for easy maintenance. The one-piece shower head (SH07-095) has a push-fit connection and four coloured replacement heads to promote a quarterly cleaning regime. The high-security showerheads are designed with a one-piece antimicrobial ABS outlet. Replacement of the antimicrobial outlet is straightforward via the tamper-proof security screw without the need to remove the whole showerhead.



Antimicrobial material

4 different flow rates

Ligature resistant

Easy cleaning regime

Fully recyclable

HEAVY DUTY ACCESSORIES

Robust stainless steel accessories

Accessories

Hard wearing stainless steel accessories with extra strength and durability are crucial when designing washrooms that may be subject to extreme use or vandalism. Franke has a full range of heavy duty vandal resistant accessories designed for all custodial and low security applications. The range includes mirrors, shelves, soap dispensers, toilet roll holders, coat hooks and more which have all been designed in 2mm thick (except mirror) grade 1.4301 (304) stainless steel material.



Heavy duty stainless steel



Robust material



Easy to clean



Vandal resistant



HEAVY DUTY STAINLESS STEEL MIRROR

Manufactured from 1mm thick grade 1.4301 (304) stainless steel with a reflective polished surface. Custom made options available.

M500HD 201.0000.112 8 x 490 x 390mm

M600HD 201.0000.111 8 x 490 x 590mm



HEAVY DUTY SOAP DISPENSER

Suitable for liquid soaps and lotions with push button operation and 1 litre tank accessed using the cylinder lock.

Dimensions: 128 x 127 x 320mm

SD300 201.0526.412



HEAVY DUTY TOILET ROLL HOLDER

The Casing is held in place by a stainless steel rod fixed to the mounting plate and a security lock. Designed with a tear-off edge and viewing window for reserve rolls.

Dimensions: 150 x 415 x 130mm

HDTX674 201.0000.054



SECURITY COAT HOOK

30mm projection from the back plate and tilts downwards when overloaded (5kg).

HDTX692 201.0000.097 mounted from front

HDTX693 201.0000.100 mounted from behind



HEAVY DUTY SHELVES

Manufactured from 2mm thick stainless steel with a satin polish finish. These shelves are designed with rounded corners, upturned front edge and fixing holes. Vandal-resistant screws are not included.

AL300HD 201.0000.106 300 x 80 x 30mm

HDTX644 201.0510.822 83 x 60 x 213mm

TDV & TMV

Prevents biofilm reducing the risk of water-borne pathogens*

Thermal disinfection and thermostatic mixing valves

The DVS thermal disinfection valve (TDV) has been designed to prevent biofilm, reducing the risk of water-borne pathogens by allowing thermal disinfection from the TMV through to the outlet (1 x TDV is required per TMV). The valve is suitable for taps, showerheads and other washroom equipment fitted with a TMV.

The thermostatic mixing valve (TMV) has been designed for use with basins, showers and baths. The valve is manufactured to control water outlet temperature to fall within +/-2C regardless of fluctuations in temperature and pressure of hot and water supplies. The valve will shut the mixed water outlet immediately if hot or cold water were to fail. The TMV from Dart Valley Systems is WRAS approved under the TMV3 scheme to the DO8 specification.

Thermal disinfection is enabled manually via a hex socket key with quarter-turn operation. The integral non-return valves prevent a backflow of water ensuring excellent levels of hygiene. Manufactured from DZR brass which is highly resistant to corrosion and is compatible with 22mm or 15mm pipework (3 x 15mm reducers required).

TDV features

- Reduces risk of water-borne pathogens
- Simple, single quarter-turn operation
- Integral non-return valves to prevent backflow
- Corrosion-resistant DZR brass body
- Suitable for 22mm and 15mm pipework
- Compliant with water regulations and by-laws
- WRAS approved

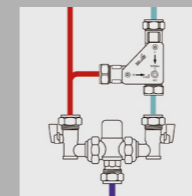
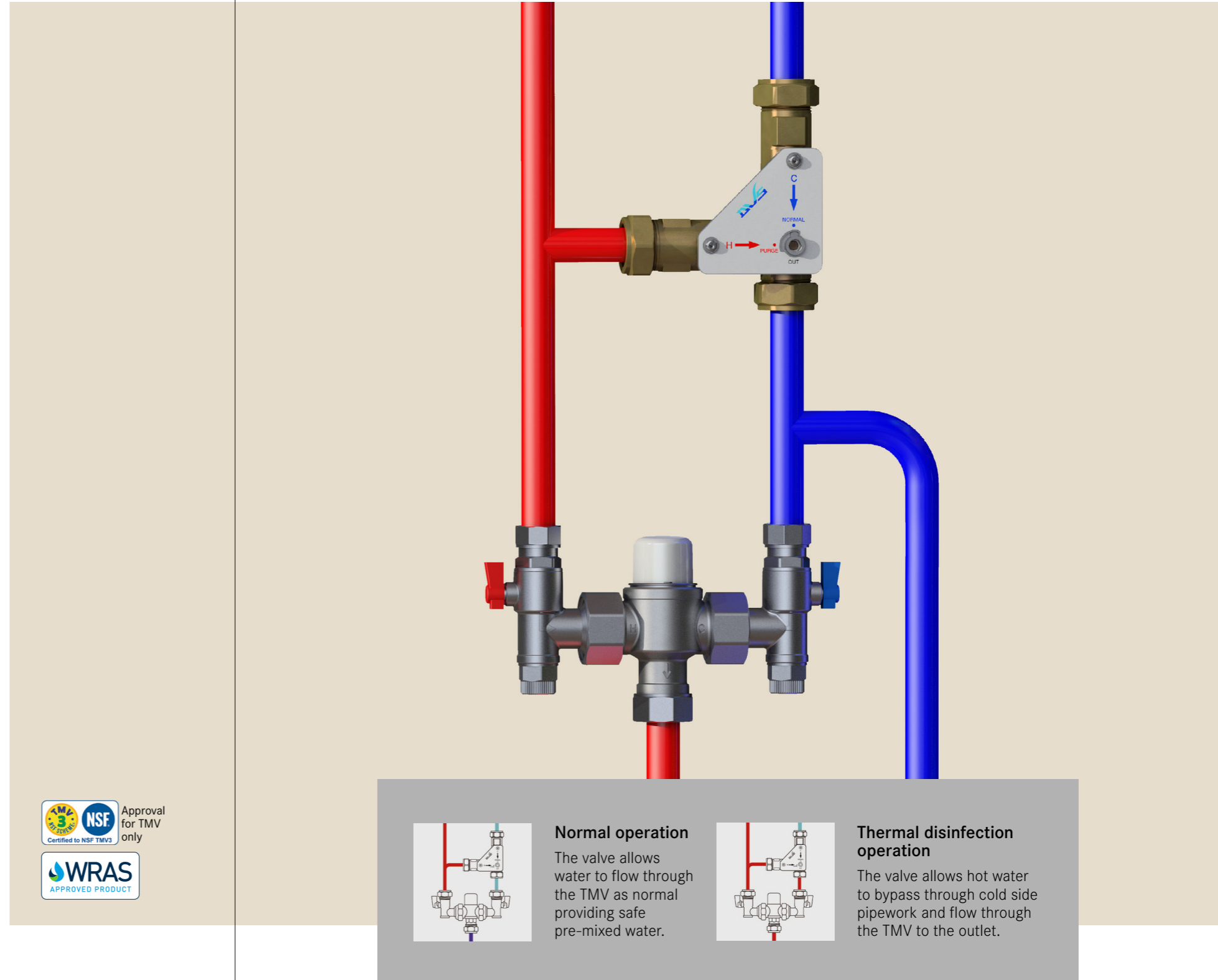
AC17-080 208.0606.554 Thermal disinfection valve

AC17-047 201.0000.161 Thermostatic mixing valve



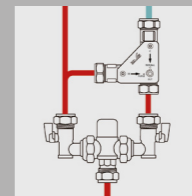
Reduces risk of pathogens Compliant with regulations Robust material Easy system maintenance

*If installed and maintained to the manufactures instructions



Normal operation

The valve allows water to flow through the TMV as normal providing safe pre-mixed water.



Thermal disinfection operation

The valve allows hot water to bypass through cold side pipework and flow through the TMV to the outlet.

JANITORIAL

Cleaning and maintenance for high security environments



JANITORIAL UNIT

Floor standing janitorial unit manufactured from grade 1.2mm thick stainless steel (except lower bowl - 0.9 mm). Supplied complete with monobloc mixer.

G20050N 207.0000.058



BUCKET SINK

Floor standing bucket sink manufactured from grade 1.4301 (304) stainless steel, material thickness 1.2 mm, with splash back, hinged grating, 38 mm BSP waste fitting and complete with integral wall brackets.

G21663N 207.0000.060



UTILITY SINK

Sink, for wall mounting, stainless steel, surface satin finished, material thickness 1,2 mm, seamless welded bowl, without overflow, with 1 1/2" plug waste.

BS302 207.0000.057



GENERAL PURPOSE SINK

General purpose sink for wall mounting, stainless steel, surface satin finished, material thickness 0.8 mm, seamless welded bowl.

WB440COP-UK 207.0480.276

JANITORIAL AND CLEANERS SINKS

All custodial, high security and correctional facilities require cleaning, whether it be staff areas and canteens or courtrooms. Franke has designed a range of robust janitorial unit and multi-purpose sinks that are robust and manufactured from high quality stainless steel.



304 stainless steel material Robust material Easy to clean 5 year warranty

Make
it
Wonderful

NORTHERN OFFICE

Franke Water Systems
14 Napier Court
Gander Lane
Barlborough
S43 4PZ
Phone +44 (0)1246 458900
ws-info.uk@franke.com
www.franke.co.uk

SOUTHERN OFFICE

Dart Valley Systems
Kemings Close
Long Road
Paignton, Devon
TQ4 7TW
Phone +44 (0) 1803 529021
sales@dartvalley.co.uk
www.dartvalley.co.uk

